



SEKHUKHUNE
District Municipality

March 2025/2026

Section 71 Financial Report

Contents

1. Executive Summary	2
A. Liquidity Measurement.....	2
1. Cash Flow and Investment Management.....	3
2. Expenditure management	4
3. Water Debt Relief	4
4. Revenue management	7
5. Supply Chain management	9
6. Asset management	12
7. BUDGET MONITORING	14
8. ANNEXURE A: C-SCHEDULE/ SCHEDULES	15
I. EXPENDITURE MANAGEMENT.....	27
III. Supply Chain Management.....	38
IV. ASSET MANAGEMENT.....	51
9. ANNEXURE B: COMPLIANCE WITH THE CONDITIONS FOR MUNICIPAL DEBT RELIEF	54
10. ABBREVIATIONS	3

1. Executive Summary

A. Liquidity Measurement

The current ratio is measuring the short-term solvency of the municipality. It measures the extent to which the municipality’s current assets cover its current liabilities. The ratio format divides the total current assets by the total current liabilities as the time or reporting and the norm is that the municipality’s current assets will cover its current liabilities by **the norm range between 1.5 to 2:1** as per MFMA Circular no.71.

The ratio computation was as follows:

Current assets/current liabilities

787 203 970,97 / 772 287 690,82

=1.02

Table (i) Current ratio

	March 2026	February 2026
Current ratio	1.02: 1	0.82: 1

The municipality’s current ratio was below the norm range of between 1.5 to 2:1 as at the end of February 2026, the cash and short-term investments balances contributed quite significantly to the unfavourable current ratio for this period with a combined closing balance of R 486 826 425,10.

Acid-Test Ratio

The acid-test ratio compares the municipality's “quick assets” (cash and accounts receivable) to its current liabilities. It is used to determine short-term liquidity of the municipality. The ratio format considers the total current assets less inventory items which will normally be difficult to liquidate though the municipality is not trading entity and divide by the total current assets as at the reporting date with a good ratio considered to be 1:1 as a norm.

The ratio computation was as follows:

(current assets – inventory) / current liabilities

(787 203 970,97- 8 145 254,86) / 772 287 690,82 = 1.01

Table (ii) Acid-Test Ratio

	March 2026	February 2026
Acid-test ratio	1.01:1	0.81:1

1. Cash Flow and Investment Management

The municipality’s primary bank account closed with a positive balance of about R 6 993 167,53 and short-term investments closed at R 479 833 257,57. The combined interest earned on short investment amounts to R 2 518 288,24 as of 31st March 2026.

Below is a breakdown of the short-term investment accounts per the banking Institution:

No:	Account number / description	31st March 2026
1	FNB Account No. 62858613980	R 251 912 356,47
2	STANDARD BANK Account No. 238890708008	R 225 624 941,64
3	NEDBANK Account No. 7881071850	R 1 114 212,37
4	ABSA Account No. 9368456281	R 1 181 747,09
5	ABSA Account No. 2080786868	-
6	ABSA Account No. 2080973405	-
Total		R 479 833 257,57

Cash flows from operating activities amounts to a positive R 705 598 750,89 during the month ending on the 31st March 2026. This amount is calculated by subtracting Payments to employees and suppliers to the amount of R 128 245 123,26 from the total receipts of R833 843 874,15.

The municipality did pay in total an amount of R 143 589 681,21 on capital projects. The municipality also reported a net increase in cash held to an amount of R 562 009 069,68 during the month ending on the 31st March 2026.

2. Expenditure management

The total invoices received from suppliers were 385 during the month ending on the 31st March 2026, 233 invoices at a total rand value of R170 799 704,09 were processed and paid.

R109 595 391,29 in purchase orders, R141 247,14 in sundry purchases, R61 063 065,66 in capital projects and R8 845 788,66 in 3rd party payments were processed as at 31st March 2026, totalling R179 645 492,75.

The municipality incurred an expenditure to an amount of R 36 632 211,24 on employee related costs for the month of March 2026. Expenditure on council remuneration was R 1 568 989,40 for the same month.

Depreciation on non-current assets was R 74 210 100,00 as at the end of March 2026.

R 11 195 959,49 was the expenditure on contracted services for the month of March 2026. Contracted services include amongst others the security services operational fleet expenses, photocopying machines and vehicle tracking services.

Expenditure on transfers and subsidies was R 867 546,68 for the month of March 2026.

R 20 523 281,21 was the expenditure on other operations expenditure programmes for the month under review.

3. Water Debt Relief

The municipality' budget for Bulk water supply is fully funded through the equitable share. Currently the municipality as a Water Authority has an agreement with 3 bulk water suppliers namely, Lepelle Northern Water (LNW) and Department of Water and Sanitation (DWS). The municipality has budgeted to collect 60% of the billed revenue on service charges and has collected 71% % of the billed R11 467 213,42 for the month of March 2026. An amount of R 8 221 568,61 was collected. The year-to-date budgeted revenue on service charges is R86 714 230,00 with a year-to-date actual revenue of R 76 759 322,26 which is 88%.

Currently as at 31st March 2026, the Municipality has paid all invoices received as per the payment arrangement entered with Lepelle Northern Water to service the current accounts except for few disputed invoices from Lepelle Northern Water where Our technical team went on site for verification and found problems on the sites. Therefore, they did not agree with the invoice amounts, and they couldn't sign off on them. The matter has not been as at 31st March 2026. R30 482 243,91 was also paid which relates to prior period invoices. The municipality has paid a

total of R 181 978 823,85 for Lepelle Northern Water and R 2 178 597,35 for DWS in servicing their current account as at 31st March 2026. The municipality has incurred R 5 423 121,21 (1,005,721 kl) in water losses as at the March 2026. The municipality's strategy to reduce the water losses is currently in progress and being applied to reduce the amount of water losses to an acceptable level of 15% to 30% as per MFMA circular 71.

The municipality had voluntarily on the monthly basis is preparing the FRP in term of Chapter 13 of the Municipal Finance Management Act (Act No. 56, 2003) and currently is on the Rescue phase. Furthermore, the municipality is submitting the FRP to Provincial Treasury and upload the report.

Financial ratios on operational expenditure:

(i) **Employee related cost as % of total operational expenditure:**

Norm is between 25% – 40%

Employee related costs/ Total operating expenditure x100

326 134 248,30 / 1 020 285 483,37 x100

=32%

The municipality has incurred in total R326 134 248,30 in employee related costs to date as at end of 31st March 2026. The expenditure incurred amounts to 32% of the total operational expenditure.

(ii) **Contracted services as a % of total operational expenditure:**

Norm is between 2% - 5%

Contracted services/ Total operating expenditure x100

336 621 991,72 / 1 020 285 483,37 x100

=33%

The expenditure on contracted services is currently above the 5% required norm on contracted services currently include amongst others the security services, operating leases on office buildings and photocopying machinery, and municipal fleet.

(iii) **Capital expenditure budget implementation indicator:**

Norm is between 95% - 100%

Actual capital expenditure/ Budgeted capital expenditure x100

489 203 258,33 / 456 595 438,00 x100

=107%

(iv) **Operating expenditure budget implementation indicator:**

Norm is between 95% - 100%

Actual operating expenditure/ budgeted operating expenditure x100

1 020 285 483,37 / 1 089 383 562,20 x100

=94%

Implementation on the operational expenditure budget was at 94% to date as at 31st March 2026.

(v) **Service Charges Revenue Budget Implementation Indicator**

The norm range between **95% and 100%**

Actual Service Charges Revenue / Budgeted Service Charges Revenue x 100

76 759 322,26 / 86 714 230 x 100

=88%

4. Revenue management

A total of 7 276 water meter readings were captured as at 31st March 2026. This is an increase of 57 meters from the previous month of February 2026.

Total revenue billing on water and sanitation services was reported at R11 467 213,42. An amount of R8 221 568,61 was collected for the month of March 2026, collection rate was recorded at 71% for this period, the municipality did budget to collect 60% of the own revenue sources. The revenue collected increased by R2 635 128,47 (47,17%) as compared to the previous month. The credit control and debt management policy was implemented from 1st July 2024, notices of disconnections were issued to all government departments with arrear accounts, businesses with arrear accounts were also swerved with notices and disconnections of water supply were implemented subsequently. Most revenue was collected around the areas of Tubatse Fetakgomo collected from the mines alone through disconnections of illegal connections. We continue to implement the credit control policy to other areas like Elias Motsoaledi, Ephraim Mogale and Makhuduthamaga.

We've successfully obtained permission from the National Treasury to participate in the RT29 transversal contract on prepaid smart water metering. All companies appointed under the RT29 were invited to the municipality for individual presentations on the contract, four of the seven companies responded and presentations were made to the revenue enhancement committee for evaluation in terms of the required specifications suitable to address the revenue related issues of the municipality, we're at an advanced stage to finalize the appointment of a suitable provider during the second quarter of the financial year.

The plan to implement the installation and maintenance of the smart water meters is outlined as follows in a process flow:

- The business community has been identified as the targeted customer group for piloting purposes.
- Greater FetakgomoTubatse will be our first area for installations given the larger business community in the area.
- Elias Motsoaledi will be second, followed by Ephraim Mogale and lastly Makhuduthamaga.
- Government departments will be second in terms of the targeted customer group for installations.
- Engagements already initiated with the departments as awareness on the smart pre-paid water meters.
- Households will be the third and last targeted customer group for installations with about 14 areas already identified for potential revenue growth.
- Installation of the bulk smart water meters at all off take points operated by the Lepelle Northern Water and some of the residential estates already identified.

The following processes will unfold during the implementation of the smart water metering:

- Establishment of satellite offices in each sub region as our technical support centre.
- Local municipal offices are to be used as satellite offices, Tubatse & Ephraim Mogale office spaces already secured.
- Training of staff and awareness campaigns to customers on how to utilise the new smart water meter system and request support.
- Establishment of a call centre facility for technical support.
- Installation of the vending points in various convenient stores.
- A one-month trial period is to be implemented in FetakgomoTubatse to test the efficiency of the system.

Notices of disconnection were also served to the government departments, and payments for services have since improved with the exception of two departments (Provincial Public Works & Education), the provincial department of Coghsta is currently discussions between the municipality and the two departments with reconciliations of the outstanding amounts at an advanced stage. The two departments visited the municipal offices for reconciliation of the amounts.

The revenue unit will embark on four revenue enhancement and collection campaigns within the district starting from 1st of March 2026 , procurement of the promotional material already has started. The campaign will promote payment of basic services, discourage illegal water connections, invitation of the applications as indigents and collection of data for purposes of automation of the billing data.

5. Supply Chain management

The following processes of procurement were implemented as at 31st March 2026:

- (i) Purchase orders equal or less than R 30 000 VAT Inclusive:
134 Quotations to a total rand value of R1 393 335,71 were processed for the procurement of goods and services.
- (ii) Purchase orders more than R 30 000 but less than R 200 000 VAT Inclusive:
80 Quotations to a total rand value of R6 586 488,20 were processed for the procurement of goods and services.
- (iii) Purchase orders more than R 200 000 VAT Inclusive:
92 orders with a total rand value of R103 789 068,83 were processed.

The following competitive bidding processes were also implemented for the month of March 2026:

The municipality processed 14 requisitions of goods and services through the competitive bidding processes as at the month of March 2026. There are 08 bid processes that are still in the in progress and 06 have been referred for re-advert. 28 tenders have been awarded as at 31st March 2026.

The municipality's UIF&W expenditure was as follows as at the month of March 2026:

Irregular expenditure **R 539 702,58**

Fruitless & wasteful expenditure **R0,00**

Unauthorised expenditure **R0,00**

Unauthorized Irregular Fruitless and Wasteful expenditure as a % of total operational expenditure:

Norm is 0%

UIFW expenditure/ Total operating expenditure x100

539 702,58/ 1 020 285 483,37 x100

=0,05% for the month of March 2026.

MFMA Section 71 financial reporting – March 2025/2026 financial year

The unauthorized irregular, fruitless and wasteful expenditure was within the norm in terms of percentage with an amount of R 539 702,58 incurred as irregular expenditure for the month of March 2026. The increased UIFW from the amounts reported in the previous month is noted that the amount incurred as irregular prompts corrective measures to be implemented to remedy the root causes of the expenditure incurred.

R0,00 was the total rand value for all deviations as at 31st March 2026. Deviations were for services procured through processes where it was very impractical for the institution to follow the normal procurement processes.

UIFW RECONCILIATION

IRREGULAR EXPENDITURE		
Recon for 2025/2026 Financial Year		
	Month - March 2026	Amount
GL Opening balance as at 01 July 2025		1 593 144 100,12
Prior year adjustment	Financial Year 2022/2023FY	- 106 548 665,18
	Financial Year 2023/2024FY	- 74 904 123,30
	Financial Year 2023/2024FY	- 60 601 230,64
		1 351 090 081,00
Incurred in Current year - March 2026		539 702,58
		1 351 629 783,58
Write-off by council		- 1 243 213 557,85
	RBIG PROJECTS 2014	-
	Financial Year 2024/2025	- 24 928 095,87
	Financial Year 2014/2015	- 368 031 807,84
	Financial Year 2015/2016	- 114 919 785,00
	Financial Year 2016/2017	- 357 980 404,84
	Financial Year 2018/2019	- 103 429 584,00
	Financial Year 2019/2020	- 91 413 830,73
	Financial Year 2020/2021	- 6 594 201,13
		- 175 915 848,44
Closing balance as at 31 March 2026		108 416 225,73

MFMA Section 71 financial reporting – March 2025/2026 financial year

FRUITLESS & WASTEFUL EXPENDITURE				
Recon for 2025/2026 Financial Year				
	Month - March 2026			Amount
GL Opening balance as at 01 July 2025				126 048 532,00
Prior year adjustment				-
				126 048 532,00
Incurred in Current year - March 2026				-
				126 048 532,00
Write-off by council				-
Closing balance as at 31 March 2026				126 048 532,00

UNAUTHORISED EXPENDITURE				
Recon for 2025/2026 Financial Year				
	Month - March 2026			Amount
GL Opening balance as at 01 July 2025				575 298 144,00
Prior year adjustment				-
				575 298 144,00
Incurred in Current year - March 2026				-
				575 298 144,00
Write-off by council				-
Closing balance as at 30 March 2026				575 298 144,00

6. Asset management

The municipality had in total **R 787 203 970,97** in current assets as at 31st March 2026 detailed as follows:

Class of Asset	Value
Cash and cash equivalents	R 469 371 410,91
Trade and other receivables from exchange transactions	R 87 298 437,97
Receivables from non-exchange transactions	R 29 604 900,94
Inventory	R 8 145 254,86
VAT	R 173 617 217,15
Other current assets	R 19 166 749,14
Total Current Assets	R 787 203 970,97

The municipality's non-current assets had a total of **R 5 571 630 692,50** as at 31st March 2026, the non-current assets consist of water infrastructure network and movable assets detailed as follows:

Class of Asset	Value
Land -	R 14 460 000
Plant and machinery -	R 787 702,26
Furniture and office equipment -	R 5 077 984,95
Transport assets -	R 27 704 476,07
IT Equipment -	R 5 000 162,39
Leasehold improvements -	R 7 309 495,40
Road infrastructure -	R 19 701 040,87
Community assets - Buildings	R 3 855 545,03
Wastewater network -	R 54 878 721,61
Water network -	R 4 142 226 251,31
Assets under construction -	R 1 297 938 808,00
Total Non-Current Assets	R 5 571 630 692,50

There were no assets additions to the municipality's infrastructure assets and movable assets respectively as at 31st March 2026. No disposal or donation of assets for the March 2026 month.

Retention amounts on capital infrastructure projects currently under construction had a combined value of **R 236 746 393,26**.

The **R 1 297 938 808,00** total cost on assets under construction includes the following projects which are taking a significant amount of time to complete and those that were stalled as at 31st March 2026.

Property, plant and equipment taking a significant amount of time to complete than expected:

1. De Hoop/Nebo Plateau/Schoonoord villages water scheme/ concrete reservoirs, R 68 679 128.39
2. De Hoop/Nebo Plateau/Senkgapudi & Manamane concrete reservoirs, R 65 235 249.64
3. Motlailana/Makgemeng village water supply, R 32 390 286.72

Property, plant and equipment where construction or development has been halted either during the current or previous periods

1. Jane Furse to Lobethal bulk water supply/De Hoop Augmentation, R 55 893 245.70
2. Rutseng water intervention, R 2 254 727.79
3. Ga-Maphopha command reservoir, R 41 554 264.76
4. Flag Boshielo: Letebejane water meter installation, R 10 846 497.73
5. Lebalelo south villages connector pipes and reticulation phase 2, R 25 401 835.41
6. Mooihoek/Tuibatse bulk water supply phase 4, R 2 429 695.00
7. Mahlokwenana water supply, R 3 432 148.82
8. Legolaneng water supply, R 767 925.29
9. Mapodile water conservation and demand management, R 433 318.52

The municipality had a heritage asset valued at **R 746 801,50** as at end of March 2026, the asset is the mayoral chain of the municipality.

7. BUDGET MONITORING

There following was the overspending of items for the month of March 2026, therefore unauthorized expenditure at vote level is being reported for the month.

Typ	Votenummer	Description	Budget	Curr Mth Exp	Commitr	YTD Movement	Unspend Bud	Perc
P	34052260380EQP04ZZHO	OS: B&A PROJECT MANAGEMENT -	3 000 000,00	-	-	3 610 620,23	- 610 620,23	120,35
	Budget & Reporting Office		3 000 000,00	-	-	3 610 620,23	- 610 620,23	120,35
P	35102326600WTMRCZZWD	INVENTORY - WATER	130 000 000,00	26 059 881,42	-	132 504 484,55	-2 504 484,55	101,92
P	35102266400EQMRCZZWD	OS: WATER TANKERS	110 000 000,00	22 842 351,42	-	113 495 036,07	-3 495 036,07	103,17
	Infrastructure & Water Services		240 000 000,00	48 902 232,84	-	245 999 520,62	-5 999 520,62	205,09

8. ANNEXURE A: C-SCHEDULE/ SCHEDULES

A. GRANTS PERFORMANCE

The overall spending on conditional grants was above 92,40% as at 31st March 2026. The FMG spending at 86% and EPWP spending at 84% while MIG and RRAMs were reported at 92,93% and 41% respectively.

The details of the conditional grants are illustrated in Table 1 below.

GRANT REGISTER - MARCH 2025/2026									
	CONDITIONAL GRANTS								UNCONDITIONAL GRANT
	DIRECT CONDITIONAL GRANTS					INDIRECT CONDITIONAL GRANTS			
	FINANCIAL MANAGEMENT GRANT	MUNICIPAL INFRASTRUCTURE GRANT	EXPANDED PUBLIC WORKS PROGRAMME	RURAL ROAD ASSET MANAGEMENT SYSTEM	TOTALS	RBIG	WSIG	TOTALS	EQUITABLE SHARE
34051178950FMZZZZWD	35101258940MGZZZZWD AND 35101178970MIZZZZWD	35101178910EPZZZZWD	35101259010RRZZZZHO		35101259000RBZZZZHO	34051259030WSZZZZHC		34051179100EQZZZZWD	
BUDGET	2 400 000,00	425 942 000,00	8 403 000,00	2 686 000,00	439 431 000,00			-	1 209 760 000,00
UNSPENT GRANT AS AT 01 JULY 2025	-	9 121 657,26	-	51 992,00	9 173 649,26	-	-	-	-
ROLLOVER DENIED	-	9 121 657,26	-	-	9 121 657,26	-	-	-	-
AMOUNT RECEIVED AS PER B/S					-				
TOTAL	2 400 000,00	425 942 000,00	8 403 000,00	2 737 992,00	439 482 992,00	-	-	-	1 209 760 000,00
OPENING BALANCE		9 121 657,26	-	51 992,00		-	-	-	
APPROVED ROLLOVER	-	-	-	-	-	-	-	-	-
UNSPEND PAID BACK		9 121 657,26	-	-	-	-	-	-	-
GRANT INCOME	2 400 000,00	425 942 000,00	8 403 000,00	2 686 000,00	439 431 000,00	-	-	-	1 200 638 000,00
JUL	-		-	-	-	-	-	-	504 067 000,00
AUG	2 400 000,00	118 026 000,00	2 101 000,00	1 880 000,00	124 407 000,00				
SEPT					-				
OCT		112 764 000,00			112 764 000,00				
NOV			3 781 000,00		3 781 000,00				
DEC		96 806 000,00			96 806 000,00				394 131 000,00
JAN					-				
FEB			2 521 000,00		2 521 000,00				
MAR		98 346 000,00		806 000,00	99 152 000,00				302 440 000,00
	34057630430FMZZZZWD	34057630730MGZZZZWD AND 34057610230MIZZZZWD	34057630230EPZZZZWD	34057610430RRZZZZWD					
GRANT EXPENDITURE	2 075 891,98	395 836 926,02	7 035 960,80	1 104 431,38	406 053 210,18	5 698 787,06	36 960 632,26	-	
JUL	333 892,80	1 038 617,51	642 232,00	-	2 014 742,31			-	-
AUG	80 689,95	52 940 710,04	684 242,68	-	53 705 642,67				
SEPT	128 460,51	28 789 188,21	803 476,00	-	29 721 124,72				
OCT	58 499,95	38 281 426,80	812 052,32	144 563,21	39 296 542,28	5 698 787,06			
NOV	8 499,99	51 667 108,90	811 212,70	-	52 486 821,59		12 594 695,65		
DEC	57 416,94	65 734 354,41	800 447,47	285 588,45	66 877 807,27				
JAN	948 999,94	38 380 646,25	794 031,91		40 123 678,10				
FEB	106 931,95	52 105 153,45	845 647,56		53 057 732,96		24 191 238,26		
MAR	352 499,95	66 899 720,45	842 618,16	674 279,72	68 769 118,28		174 698,35		
TOTAL UNSPENT	324 108,02	30 105 073,98	1 367 039,20	1 581 568,62	33 429 781,82	5 698 787,06	36 960 632,26	-	
PERCENTAGE	86	92,93	84	41	92,40				

MFMA Section 71 financial reporting – March 2025/2026 financial year

B. CAPITAL EXPENDITURE

Table below shows the capital expenditure during the month of March 2026 versus the projections.

	MARCH 2026				PROJECTIONS			
	Monthly Cashflow Budget	Monthly Expenditure	Variance		Annual Budget	Year-to-date Expenditure	Annual projections	Variance
	R	R	R	%	R	R	R	R
MACHINERY AND EQUIPMENT	416 666,67	-	416 666,67	1,00	5 000 000,00	1 727 950,00	5 000 000,00	3 272 050,00
MOTOR VEHICLE 10 SEATER FOR REV MAN TEAM	125 000,00	-	125 000,00	1,00	1 500 000,00	-	1 500 000,00	1 500 000,00
OFFICE EQUIPMENT	250 000,00	1 421 643,44	- 1 171 643,44	- 4,69	3 000 000,00	2 515 356,48	3 000 000,00	484 643,52
BUILDING STRUCTURES	416 666,67	-	416 666,67	-	5 000 000,00	-	5 000 000,00	5 000 000,00
SDM-CAPITAL REPLACEMENT RESERVE	2 083 333,33	4 714 513,74	- 2 631 180,41	- 1,26	25 000 000,00	23 210 917,06	25 000 000,00	1 789 082,94
MIG-GTLM LEBALELO SOUTH CONN PIPES&RETIC	166 666,67	-	166 666,67	1,00	2 000 000,00	5 337 759,82	2 000 000,00	- 3 337 759,82
PURCHASE OF OFFICE	125 000,00	-	125 000,00	1,00	1 500 000,00	190 000,00	1 500 000,00	1 310 000,00
PHOKWANE WATER SUPPLY	29 166,67	-	29 166,67	1,00	350 000,00	-	350 000,00	350 000,00
GIS EQ PLOTTER 2DESKTOPS SERVER COORDS	38 635,75	-	38 635,75	-	463 629,00	463 628,52	463 629,00	0,48
MHS EQUIPMENT	130 000,00	-	130 000,00	-	1 560 000,00	1 306 000,00	1 560 000,00	254 000,00
GIS EQUIP/PLOTTER/PCX2/SERVER/COORDNTS	128 030,92	857 210,00	- 729 179,08	-	1 536 371,00	857 210,00	1 536 371,00	679 161,00
COMPUTER	13 500,00	-	13 500,00	1,00	162 000,00	160 000,00	162 000,00	2 000,00
REFURBISHMENT - ERF 488	8 333,33	-	8 333,33	-	100 000,00	-	100 000,00	100 000,00
OFFICE EQUIPMENT	4 166,67	-	4 166,67	-	50 000,00	-	50 000,00	50 000,00
COMPUTER	8 053,25	-	8 053,25	1,00	96 639,00	-	96 639,00	96 639,00
DISASTER RECOVERY SYSTEM	4 166,67	-	4 166,67	1,00	50 000,00	-	50 000,00	50 000,00
COMPUTER	279 305,83	-	279 305,83	1,00	3 351 670,00	351 670,00	3 351 670,00	3 000 000,00
SDM FUNDED	4 226 692,42	6 993 367,18	- 2 766 674,76	3,05	50 720 309,00	36 120 491,88	50 720 309,00	14 599 817,12
MIG-REFURBISHMENT OF LEEUWFontein WWTW	1 357 323,17	4 456 784,22	- 3 099 461,05	- 2,28	16 287 878,00	7 243 782,81	16 287 878,00	9 044 095,19
MIG-REFURBISHMENT OF DENNILTON WWTW	1 752 658,25	3 690 304,59	- 1 937 646,34	- 1,11	21 031 899,00	7 680 924,27	21 031 899,00	13 350 974,73
MIG - UPGRADING OF GROBLERSDAL-LUCKAU P3	208 333,33	-	208 333,33	1,00	2 500 000,00	2 833 819,71	2 500 000,00	- 333 819,71
MIG - LEBALELO CENTRAL SUBSCHEME 1A	4 108 387,42	18 890 199,62	- 14 781 812,20	- 3,60	49 300 649,00	52 018 716,10	49 300 649,00	- 2 718 067,10
MIG-MALEKANE REGIONAL WATER SCHEME	456 313,17	1 161 086,96	- 704 773,79	- 1,54	5 475 758,00	3 784 691,36	5 475 758,00	1 691 066,64
MIG - UPGRADING OF DE HOOP WTW	3 207 966,08	6 817 954,22	- 3 609 988,14	- 1,13	38 495 593,00	33 191 547,73	38 495 593,00	5 304 045,27
MIG - UPGRADING OF GROBLERSDAL-LUCKAU P1	2 361 480,42	1 561 479,17	800 001,25	0,34	28 337 765,00	6 704 694,12	28 337 765,00	21 633 070,88
MIG - UPGRADING OF GROBLERSDAL-LUCKAU P2	4 768 772,50	1 567 651,41	3 201 121,09	0,67	57 225 270,00	41 483 267,13	57 225 270,00	15 742 002,87
MIG - MAMPURU BULK WATER SCHEME	6 020 991,17	11 118 647,31	- 5 097 656,14	- 0,85	72 251 894,00	47 187 510,55	72 251 894,00	25 064 383,45
MIG- MOUTSE EAST & WEST WATER RETIC	1 816 640,08	-	1 816 640,08	1,00	21 799 681,00	20 907 936,08	21 799 681,00	891 744,92
MIG-OLIFANTSPPOORT SOUTH RWS PHASE 8	1 461 510,17	-	1 461 510,17	1,00	17 538 122,00	11 451 403,55	17 538 122,00	6 086 718,45
MIG- MOUTSE EAST & WEST WATER RETIC PH2	6 057 885,00	8 694 581,43	- 2 636 696,43	- 0,44	72 694 620,00	82 770 318,40	72 694 620,00	- 10 075 698,40
COMPUTERS (MIG)	20 833,33	121 297,99	- 100 464,66	- 4,82	250 000,00	121 297,99	250 000,00	128 702,01
MIG	33 599 094,08	58 079 986,92	- 24 480 892,84	11,75	403 189 129,00	317 379 909,80	403 189 129,00	85 809 219,20
RRAMS CAPITAL ACQUISITION	223 833,33	590 179,19	- 366 345,86	1,00	2 686 000,00	966 679,55	2 686 000,00	1 719 320,45
TOTAL CAPITAL	38 049 619,83	65 663 533,29	- 27 613 913,46	7,70	456 595 438,00	354 467 081,23	456 595 438,00	102 128 356,77

MFMA Section 71 financial reporting – March 2025/2026 financial year

DC47 Sekhukhune - Table C5 Monthly Budget Statement - Capital Expenditure (municipal vote, functional classification and funding) - M09 March

Vote Description	Ref	2024/25	Budget Year 2025/26							
		Audited Outcome	Original Budget	Adjusted Budget	Monthly actual	YearTD actual	YearTD budget	YTD variance	YTD variance %	Full Year Forecast
R thousands	1,00									
Multi-Year expenditure appropriation	2,00									
Vote 05 - Infrastructure And Water Services		3 656 481,79	32 247 878,00	16 287 878,00	4 456 784,22	7 243 782,81	17 801 916,00	- 10 558 133,19	- 0,59	16 287 878,00
Total Capital Multi-year expenditure	4,7	3 656 481,79	32 247 878,00	16 287 878,00	4 456 784,22	7 243 782,81	17 801 916,00	- 10 558 133,19	- 0,59	16 287 878,00
Single Year expenditure appropriation	2,00									
Vote 04 - Budget And Treasury		8 058 967,44	9 500 000,00	14 500 000,00	1 421 643,44	4 243 306,48	9 125 003,00	- 4 881 696,52	- 0,53	14 500 000,00
Vote 05 - Infrastructure And Water Services		691 780 689,30	407 243 020,00	420 460 880,00	136 854 043,55	476 347 289,04	310 719 496,00	165 627 793,04	0,53	476 347 289,04
Vote 06 - Planning And Economic Development		-	-	1 536 371,00	857 210,00	857 210,00	614 548,40	242 661,60	0,39	857 210,00
Vote 08 - Sekhukhune Development Angancy		-	1 058 639,00	408 639,00	-	160 000,00	533 998,00	- 373 998,00	- 0,70	408 639,00
Vote 09 - Corporate Services		996 173,24	3 050 000,00	3 401 670,00	-	351 670,00	2 428 171,00	- 2 076 501,00	- 0,86	3 401 670,00
Total Capital single-year expenditure	4,00	700 835 829,98	420 851 659,00	440 307 560,00	139 132 896,99	481 959 475,52	323 421 216,40	158 538 259,12	0,49	495 514 808,04
Total Capital Expenditure		704 492 311,77	453 099 537,00	456 595 438,00	143 589 681,21	489 203 258,33	341 223 132,40	147 980 125,93	0,43	511 802 686,04
Capital Expenditure - Functional Classification										
Governance and administration		9 055 140,68	12 550 000,00	17 901 670,00	1 421 643,44	4 594 976,48	11 553 174,00	- 6 958 197,52	- 0,60	17 901 670,00
Finance and administration		9 055 140,68	12 550 000,00	17 901 670,00	1 421 643,44	4 594 976,48	11 553 174,00	- 6 958 197,52	- 0,60	17 901 670,00
Economic and environmental services		-	1 058 639,00	1 945 010,00	857 210,00	1 017 210,00	1 148 546,40	- 131 336,40	- 0,11	1 945 010,00
Planning and development		-	1 058 639,00	1 945 010,00	857 210,00	1 017 210,00	1 148 546,40	- 131 336,40	- 0,11	1 945 010,00
Trading services		695 437 171,09	439 490 898,00	436 748 758,00	141 310 827,77	483 591 071,85	328 521 412,00	155 069 659,85	0,47	483 591 071,85
Water management		695 437 171,09	439 490 898,00	436 748 758,00	141 310 827,77	483 591 071,85	328 521 412,00	155 069 659,85	0,47	483 591 071,85
Total Capital Expenditure - Functional Classification	3,00	704 492 311,77	453 099 537,00	456 595 438,00	143 589 681,21	489 203 258,33	341 223 132,40	147 980 125,93	0,43	503 437 751,85
Funded by:										
National Government		436 361 334,62	405 580 898,00	405 875 129,00	59 239 644,33	364 258 494,72	304 303 445,40	59 955 049,32	0,20	364 258 494,72
Transfers recognised - capital		436 361 334,62	405 580 898,00	405 875 129,00	59 239 644,33	364 258 494,72	304 303 445,40	59 955 049,32	0,20	364 258 494,72
Internally generated funds		268 130 977,15	47 518 639,00	50 720 309,00	84 350 036,88	124 944 763,61	36 919 687,00	88 025 076,61	2,38	124 944 763,61
Total Capital Funding		704 492 311,77	453 099 537,00	456 595 438,00	143 589 681,21	489 203 258,33	341 223 132,40	147 980 125,93	0,43	489 203 258,33

C. Employee Related Cost

Table below shows the salary related costs as at 31st March 2026 including the projections for the remainder of the financial year.

A. Municipal staff and Senior Managers

Description	MARCH 2026				PROJECTIONS				
	Monthly Budget	Expenditure	Variance		Annual Budget	Year-to-date Expenditure	Annual projections	Variance	
	R	R	R	%	R	R	R	R	%
Basic Salary	18 190 761,53	25 094 824,60	- 6 904 063,08	0,12	296 717 245,00	218 289 138,30	296 717 245,00	78 428 106,70	0,85
Cellphone Allowance	158 397,08	210 074,00	- 51 676,92	0,65	7 156 503,00	1 900 765,00	7 156 503,00	5 255 738,00	0,94
Group life contribution	119 688,68	158 713,63	- 39 024,95	0,11	2 261 628,00	1 436 264,15	2 261 628,00	825 363,85	0,85
Housing benefits	134 167,76	176 178,83	- 42 011,07	0,24	2 902 270,00	1 610 013,11	2 902 270,00	1 292 256,89	0,87
Industrial Council	6 529,14	8 734,80	- 2 205,66	0,99	7 232 857,00	78 349,65	7 232 857,00	7 154 507,35	1,00
Leave Bonus	8 562,92	-	8 562,92	1,00	2 566 510,00	102 755,02	2 566 510,00	2 463 754,98	0,97
Medical Aid Contribution	1 049 453,19	1 455 113,25	- 405 660,07	0,08	17 781 594,00	12 593 438,22	17 781 594,00	5 188 155,78	0,85
Acting allowance	-	-	-	1,00	163 654,00	-	163 654,00	163 654,00	1,00
Annual/ Performance Bonus	1 227 257,78	1 036 869,36	190 388,42	- 25,81	15 315 199,00	14 727 093,36	15 315 199,00	588 105,64	- 4,73
Long Service Awards	3 906,25	-	3 906,25	- 3,10	1 945 851,00	46 874,96	1 945 851,00	1 898 976,04	0,42
Overtime	1 166 012,41	1 517 543,19	- 351 530,78	- 0,46	13 043 912,00	13 992 148,96	13 043 912,00	- 948 236,96	0,75
Pension Fund Contribution	2 852 732,29	3 875 681,63	- 1 022 949,34	0,10	47 699 210,00	34 232 787,52	47 699 210,00	13 466 422,48	0,85
Shift Allowance	232 471,29	309 169,02	- 76 697,73	0,10	4 158 743,00	2 789 655,48	4 158 743,00	1 369 087,52	0,85
Standby Allowance	93 755,54	149 220,65	- 55 465,11	0,71	3 706 536,00	1 125 066,43	3 706 536,00	2 581 469,57	0,94
Transport Allowance	1 813 086,62	2 489 385,54	- 676 298,92	0,02	33 114 391,00	21 757 039,42	33 114 391,00	11 357 351,58	0,84
UIF	107 173,18	145 148,88	- 37 975,70	0,28	2 120 623,00	1 286 078,20	2 120 623,00	834 544,80	0,88
Uniform Allowance	-	-	-	1,00	177 009,00	-	177 009,00	177 009,00	1,00
Grand Total	27 163 955,65	36 626 657,38	- 9 462 701,73	- 23,00	458 063 735,00	325 967 467,78	458 063 735,00	132 096 267,22	9,12

B. Councillors

Description	FEBRUARY 2026				PROJECTIONS				
	Monthly Budget	Monthly Expenditure	Variance		Annual Budget	Year-to-date Expenditure	Annual projections	Variance	
	R	R	R	%	R	R	R	R	%
BASIC SALARY	1 032 349,00	1 242 783,17	-210 434,17	1,37	12 388 188,00	8 666 682,35	12 388 188,00	3 721 505,65	30,04
CELLPHONE ALLOWANCE	146 022,83	132 755,00	13 267,83	- 0,60	1 752 274,00	1 189 695,00	1 752 274,00	562 579,00	32,11
MEDICAL AID BENEFITS	24 826,58	13 137,55	11 689,03	49,28	297 919,00	111 326,90	297 919,00	186 592,10	62,63
PENSION FUND CONTRIBUTIONS	76 269,92	59 564,45	16 705,47	- 3,12	915 239,00	519 038,86	915 239,00	396 200,14	43,29
TRAVELLING ALLOWANCE	324 668,25	120 749,23	203 919,02	75,09	3 896 019,00	982 343,18	3 896 019,00	2 913 675,82	74,79
GRAND TOTALS	1 604 136,58	1 568 989,40	35 147,18	122,03	19 249 639,00	11 469 086,29	19 249 639,00	7 780 552,71	242,85

MFMA Section 71 financial reporting – March 2025/2026 financial year

DC47 Sekhukhune - Supporting Table SC8 Monthly Budget Statement - councillor and staff benefits - M09 March

Summary of Employee and Councillor remuneration	Ref	Budget Year 2025/26								
		2024/25 Audited Outcome	Original Budget	Adjusted Budget	Monthly actual	YearTD actual	YearTD budget	YTD variance	YTD variance %	Full Year Forecast
R thousands		A	B	C						D
Councillors (Political Office Bearers plus Other)	1,00									
Basic Salaries and Wages		11 151 079,97	11 338 188,00	12 388 188,00	1 242 783,17	8 666 682,35	8 923 668,00	- 256 985,65	- 0,03	12 388 188,00
Pension and UIF Contributions		634 903,95	915 239,00	915 239,00	59 564,45	519 038,86	686 448,00	- 167 409,14	- 0,24	915 239,00
Medical Aid Contributions		149 347,56	297 919,00	297 919,00	13 137,55	111 326,90	223 452,00	- 112 125,10	- 0,50	297 919,00
Cellphone Allowance		1 542 909,00	1 752 274,00	1 752 274,00	132 755,00	1 189 695,00	1 314 225,00	- 124 530,00	- 0,09	1 752 274,00
Other benefits and allowances		2 823 063,80	4 996 019,00	3 896 019,00	120 749,23	982 343,18	3 307 024,00	- 2 324 680,82	- 0,70	3 896 019,00
Sub Total - Councillors		16 301 304,28	19 299 639,00	19 249 639,00	1 568 989,40	11 469 086,29	14 454 817,00	- 2 985 730,71	- 0,21	19 249 639,00
% increase	4,00		0,18	0,18						0,18
Senior Managers of the Municipality	3,00									
Basic Salaries and Wages		6 420 714,81	8 406 069,00	8 056 069,00	939 103,03	4 074 092,26	6 164 581,00	- 2 090 488,74	- 0,34	8 056 069,00
Pension and UIF Contributions		219 895,23	691 258,00	691 258,00	17 707,36	159 513,28	518 481,00	- 358 967,72	- 0,69	691 258,00
Medical Aid Contributions		124 890,96	132 741,00	132 741,00	11 364,55	98 458,70	99 567,00	- 1 108,30	- 0,01	132 741,00
Performance Bonus		99 320,91	110 618,00	110 618,00	-	94 441,69	82 971,00	11 470,69	0,14	94 441,69
Motor Vehicle Allowance		753 665,86	1 309 989,00	1 309 989,00	55 646,20	401 476,46	982 521,00	- 581 044,54	- 0,59	1 309 989,00
Cellphone Allowance		161 135,00	252 700,00	252 700,00	10 496,00	97 163,00	189 558,00	- 92 395,00	- 0,49	252 700,00
Housing Allowances		-	147 373,00	147 373,00	-	-	110 538,00	- 110 538,00	- 1,00	147 373,00
Other benefits and allowances		4 206,44	247 892,00	247 892,00	-	3 014,76	185 949,00	- 182 934,24	- 0,98	247 892,00
Payments in lieu of leave		-	184 480,00	184 480,00	-	-	138 366,00	- 138 366,00	- 1,00	184 480,00
Post-retirement benefit obligations	2,00	11 712 000,00	-	-	-	-	-	-	-	-
Acting and post related allowance		97 710,79	163 654,00	163 654,00	-	-	122 751,00	- 122 751,00	- 1,00	163 654,00
Sub Total - Senior Managers of Municipality		19 593 540,00	11 646 774,00	11 296 774,00	1 034 317,14	4 928 160,15	8 595 283,00	- 3 667 122,85	- 0,43	11 280 597,69
Other Municipal Staff										
Basic Salaries and Wages		288 994 565,74	316 138 416,00	288 661 176,00	24 155 721,57	214 215 046,04	226 112 988,00	-11 897 941,96	- 0,05	288 661 176,00
Pension and UIF Contributions		45 874 148,73	53 768 482,00	51 214 991,00	4 161 836,78	36 795 714,97	39 305 128,60	- 2 509 413,63	- 0,06	51 214 991,00
Medical Aid Contributions		16 011 838,93	17 753 853,00	17 648 853,00	1 443 748,70	12 494 979,52	13 273 428,00	- 778 448,48	- 0,06	17 648 853,00
Overtime		22 074 222,00	17 446 975,00	17 202 655,00	1 830 967,37	16 831 941,11	12 987 579,00	3 844 362,11	0,30	16 831 941,11
Performance Bonus		856 586,35	547 820,00	15 204 581,00	1 036 869,36	14 747 898,44	6 273 572,40	8 474 326,04	1,35	14 747 898,44
Motor Vehicle Allowance		31 206 554,35	30 881 081,00	31 732 233,00	2 433 739,34	21 352 548,20	23 501 339,80	- 2 148 791,60	- 0,09	31 732 233,00
Cellphone Allowance		2 217 206,68	6 960 440,00	6 903 803,00	199 578,00	1 803 602,00	5 197 723,20	- 3 394 121,20	- 0,65	6 903 803,00
Housing Allowances		2 148 585,50	2 704 897,00	2 754 897,00	176 178,83	1 610 013,11	2 048 735,00	- 438 721,89	- 0,21	2 754 897,00
Other benefits and allowances		1 104 296,52	4 647 829,00	4 115 891,00	159 254,15	1 204 714,78	3 273 176,80	- 2 068 462,02	- 0,63	4 115 891,00
Payments in lieu of leave		-	3 678 577,00	2 428 577,00	-	102 755,02	2 258 968,00	- 2 156 212,98	- 0,95	2 428 577,00
Long service awards		104 563,37	1 605 851,00	1 945 851,00	-	46 874,96	1 340 425,00	- 1 293 550,04	- 0,97	1 945 851,00
Post-retirement benefit obligations	2,00	-	237 933,00	137 933,00	-	-	138 470,00	- 138 470,00	- 1,00	137 933,00
Sub Total - Other Municipal Staff		410 592 568,17	456 372 154,00	439 951 441,00	35 597 894,10	321 206 088,15	335 711 533,80	-14 505 445,65	- 0,04	439 124 044,55
Total Parent Municipality		446 487 412,45	487 318 567,00	470 497 854,00	38 201 200,64	337 603 334,59	358 761 633,80	-21 158 299,21	- 0,06	469 654 281,24
TOTAL SALARY, ALLOWANCES & BENEFITS		446 487 412,45	487 318 567,00	470 497 854,00	38 201 200,64	337 603 334,59	358 761 633,80	-21 158 299,21	- 0,06	469 654 281,24
% increase	4,00		0,09	0,05						0,05
TOTAL MANAGERS AND STAFF		430 186 108,17	468 018 928,00	451 248 215,00	36 632 211,24	326 134 248,30	344 306 816,80	-18 172 568,50	- 0,05	450 404 642,24

MFMA Section 71 financial reporting – March 2025/2026 financial year

DC47 Sekhukhune - Table C2 Monthly Budget Statement - Financial Performance (functional classification) - M09 March

Description	Ref	2024/25	Budget Year 2025/26							
		Audited Outcome	Original Budget	Adjusted Budget	Monthly actual	YearTD actual	YearTD budget	YTD variance	YTD variance %	Full Year Forecast
R thousands	1,00									
Revenue - Functional										
<i>Governance and administration</i>		1 881 717 579,93	1 868 201 148,00	1 860 201 148,00	318 697 564,20	1 349 594 388,43	1 397 950 735,00	- 48 356 346,57	- 0,03	1 862 279 095,42
Finance and administration		1 881 717 579,93	1 868 201 148,00	1 860 201 148,00	318 697 564,20	1 349 594 388,43	1 397 950 735,00	- 48 356 346,57	- 0,03	1 862 279 095,42
<i>Trading services</i>		5 376 941,79	-	-	69 026 021,89	473 772 593,23	-	473 772 593,23	#DIV/0!	473 772 593,23
Water management		4 446 744,00	-	-	68 943 644,36	473 041 194,80	-	473 041 194,80	#DIV/0!	473 041 194,80
Waste water management		930 197,79	-	-	82 377,53	731 398,43	-	731 398,43	#DIV/0!	731 398,43
Total Revenue - Functional	2,00	1 887 094 521,72	1 868 201 148,00	1 860 201 148,00	387 723 586,09	1 823 366 981,66	1 397 950 735,00	425 416 246,66	0,30	2 336 051 688,65
Expenditure - Functional										
<i>Governance and administration</i>		841 492 140,54	720 643 664,00	715 176 015,00	46 960 935,28	401 210 726,72	538 296 699,40	- 137 085 972,68	- 0,25	715 176 015,00
Executive and council		223 559 349,04	244 090 933,00	250 490 933,00	16 567 096,66	165 101 382,18	185 628 739,00	- 20 527 356,82	- 0,11	250 490 933,00
Finance and administration		617 932 791,50	476 552 731,00	464 685 082,00	30 393 838,62	236 109 344,54	352 667 960,40	- 116 558 615,86	- 0,33	464 685 082,00
<i>Economic and environmental services</i>		35 119 280,26	40 352 256,00	37 102 253,00	3 322 323,86	20 554 440,74	28 964 460,80	- 8 410 020,06	- 0,29	37 102 253,00
Planning and development		35 119 280,26	40 352 256,00	37 102 253,00	3 322 323,86	20 554 440,74	28 964 460,80	- 8 410 020,06	- 0,29	37 102 253,00
<i>Trading services</i>		782 148 177,05	652 874 627,00	734 039 827,00	42 357 008,05	598 520 315,91	522 122 402,00	76 397 913,91	0,15	600 377 632,91
Water management		782 119 990,92	651 017 310,00	732 182 510,00	42 357 008,05	598 520 315,91	520 729 364,00	77 790 951,91	0,15	598 520 315,91
Waste water management		28 186,13	1 857 317,00	1 857 317,00	-	-	1 393 038,00	- 1 393 038,00	- 1,00	1 857 317,00
Total Expenditure - Functional	3,00	1 658 759 597,85	1 413 870 547,00	1 486 318 095,00	92 640 267,19	1 020 285 483,37	1 089 383 562,20	- 69 098 078,83	- 0,06	1 352 655 900,91
Surplus/ (Deficit) for the year		228 334 923,87	454 330 601,00	373 883 053,00	295 083 318,90	803 081 498,29	308 567 172,80	494 514 325,49	1,60	983 395 787,74

MFMA Section 71 financial reporting – March 2025/2026 financial year

DC47 Sekhukhune - Table C4 Monthly Budget Statement - Financial Performance (revenue and expenditure) - M09 March

Description	Ref	2024/25	Budget Year 2025/26							
		Audited Outcome	Original Budget	Adjusted Budget	Monthly actual	YearTD actual	YearTD budget	YTD variance	YTD variance %	Full Year Forecast
R thousands										
Revenue										
Exchange Revenue										
Service charges - Water		97 211 863,58	102 107 777,00	91 107 777,00	6 907 039,01	61 744 973,24	72 180 811,00	- 10 435 837,76	- 0,14	91 107 777,00
Service charges - Waste Water Management		16 109 252,81	16 994 001,00	16 994 001,00	1 685 911,91	12 674 095,48	12 745 494,00	- 71 398,52	- 0,01	16 994 001,00
Sale of Goods and Rendering of Services		2 008 818,01	2 703 940,00	2 103 940,00	121 360,37	2 340 253,54	1 787 925,00	552 328,54	0,31	2 340 253,54
Interest earned from Receivables		37 374 823,23	26 324 803,00	45 724 803,00	3 386 649,08	29 878 402,69	27 503 597,00	2 374 805,69	0,09	29 878 402,69
Interest from Current and Non Current Assets		57 242 592,43	63 719 050,00	48 719 050,00	2 612 063,97	26 330 496,95	41 789 280,00	- 15 458 783,05	- 0,37	48 719 050,00
Non-Exchange Revenue										
Surcharges and Taxes		-	3 747,00	3 747,00	-	-	2 808,00	- 2 808,00	- 1,00	3 747,00
Fines, penalties and forfeits		890 111,96	1 434 845,00	634 845,00	37 694,78	178 024,80	756 112,00	- 578 087,20	- 0,76	634 845,00
Transfers and subsidies - Operational		1 169 254 705,01	1 246 860 100,00	1 246 860 100,00	306 615 507,33	1 229 958 819,89	935 145 063,00	294 813 756,89	0,32	1 229 958 819,89
Interest		1 850 096,58	-	-	164 982,25	1 441 401,26	-	1 441 401,26	#DIV/0!	1 441 401,26
Operational Revenue		3 103 721,79	-	-	269 722,96	2 427 506,64	-	2 427 506,64	#DIV/0!	2 427 506,64
Gains on disposal of Assets		131 486,50	704 700,00	704 700,00	-	-	528 525,00	- 528 525,00	- 1,00	704 700,00
Other Gains		-	-	-	-	345 000,00	-	345 000,00	#DIV/0!	345 000,00
Total Revenue (excluding capital transfers and contributions)		1 385 177 471,90	1 460 852 963,00	1 452 852 963,00	321 800 931,66	1 367 318 974,49	1 092 439 615,00	274 879 359,49	0,25	1 424 555 504,02
Expenditure By Type										
Employee related costs		430 186 108,17	468 018 928,00	451 248 215,00	36 632 211,24	326 134 248,30	344 306 816,80	- 18 172 568,50	- 0,05	451 248 215,00
Remuneration of councillors		16 301 304,28	19 299 639,00	19 249 639,00	1 568 989,40	11 469 086,29	14 454 817,00	- 2 985 730,71	- 0,21	19 249 639,00
Inventory consumed		208 719 680,37	134 146 561,00	163 526 002,00	21 679 764,62	159 248 872,62	112 361 777,40	46 887 095,22	0,42	159 248 872,62
Depreciation and amortisation		149 163 646,95	98 946 800,00	98 946 800,00	-	-	74 210 103,00	- 74 210 103,00	- 1,00	98 946 800,00
Interest		26 459 696,80	115 320,00	115 320,00	-	-	86 490,00	- 86 490,00	- 1,00	115 320,00
Contracted services		477 589 198,72	415 916 479,00	480 486 458,00	11 195 959,49	336 621 991,72	337 522 282,15	- 900 290,43	- 0,00	480 486 458,00
Transfers and subsidies		3 176 182,00	20 000 000,00	20 000 000,00	1 040 061,23	19 429 604,73	15 000 003,00	4 429 601,73	0,30	19 429 604,73
Irrecoverable debts written off		99 298 033,77	5 742 000,00	5 742 000,00	-	-	4 306 500,00	- 4 306 500,00	- 1,00	5 742 000,00
Operational costs		238 819 222,19	251 684 820,00	247 003 661,00	20 523 281,21	167 381 679,71	187 134 772,85	- 19 753 093,14	- 0,11	247 003 661,00
Losses on Disposal of Assets		9 046 524,60	-	-	-	-	-	-	-	-
Total Expenditure		1 658 759 597,85	1 413 870 547,00	1 486 318 095,00	92 640 267,19	1 020 285 483,37	1 089 383 562,20	- 69 098 078,83	- 0,06	1 481 470 570,35
Surplus/(Deficit)		- 273 582 125,95	46 982 416,00	- 33 465 132,00	229 160 664,47	347 033 491,12	3 056 052,80	343 977 438,32	112,56	- 56 915 066,33
Transfers and subsidies - capital (monetary)		499 702 746,74	407 330 900,00	407 330 900,00	65 660 146,38	455 457 978,15	305 498 169,00	149 959 809,15	0,49	455 457 978,15
Transfers and subsidies - capital (in-kind)		2 048 448,48	-	-	262 508,05	589 132,30	-	589 132,30	#DIV/0!	589 132,30
Surplus/ (Deficit) for the year		228 169 069,27	454 313 316,00	373 865 768,00	295 083 318,90	803 080 601,57	308 554 221,80	494 526 379,77	1,60	399 132 044,12

MFMA Section 71 financial reporting – March 2025/2026 financial year

DC47 Sekhukhune - Table C6 Monthly Budget Statement - Financial Position - M09 March

Description	Ref	2024/25	Budget Year 2025/26			
		Audited Outcome	Original Budget	Adjusted Budget	YearTD actual	Full Year Forecast
R thousands	1,00					
ASSETS						
Current assets						
Cash and cash equivalents		391 481 179,95	623 379 871,00	860 903 813,00	469 371 410,91	860 903 813,00
Trade and other receivables from exchange transactions		20 168 024,39	300 991 465,00	281 418 465,00	87 298 437,97	281 418 465,00
Receivables from non-exchange transactions		26 378 486,15	-	-	29 604 900,94	29 604 900,94
Inventory		35 774 898,64	253 541 645,00	224 212 002,00	8 145 254,86	224 212 002,00
VAT		171 331 267,96	56 273 366,00	56 273 366,00	173 617 217,15	173 617 217,15
Other current assets		19 159 509,84	81 982 217,00	81 982 217,00	19 166 749,14	81 982 217,00
Total current assets		664 293 366,93	1 316 168 564,00	1 504 789 863,00	787 203 970,97	1 651 738 615,09
Non current assets						
Property, plant and equipment		5 589 872 166,49	5 661 545 219,00	5 666 242 790,00	6 079 839 772,65	6 079 839 772,65
Heritage assets		746 801,50	-	-	746 801,50	746 801,50
Intangible assets		3 000 000,00	50 000,00	50 000,00	-	50 000,00
Total non current assets		5 593 618 968,46	5 661 595 219,00	5 666 292 790,00	6 080 586 574,62	6 080 636 574,62
TOTAL ASSETS		6 257 912 335,39	6 977 763 783,00	7 171 082 653,00	6 867 790 545,59	7 732 375 189,71
LIABILITIES						
Current liabilities						
Consumer deposits		5 920 219,04	4 923 085,00	4 923 085,00	6 320 492,38	4 923 085,00
Trade and other payables from exchange transactions		818 528 565,98	388 440 538,00	646 284 944,00	651 478 053,06	646 284 944,00
Trade and other payables from non-exchange transactions		9 173 647,06	106 000 000,00	20 000 000,00	19 753 699,31	20 000 000,00
Provision		17 529 091,69	-	-	15 447 558,77	-
VAT		106 927 288,29	-	-	118 795 285,92	-
Total current liabilities		958 078 812,06	499 363 623,00	671 208 029,00	772 287 690,82	671 208 029,00
Non current liabilities						
Financial liabilities		218 683,59	-	-	218 683,59	-
Provision		32 301 473,50	52 278 291,00	52 278 291,00	27 097 398,13	52 278 291,00
Total non current liabilities		32 520 157,09	52 278 291,00	52 278 291,00	27 316 081,72	52 278 291,00
TOTAL LIABILITIES		990 598 969,15	551 641 914,00	723 486 320,00	799 603 772,54	723 486 320,00
NET ASSETS	2,00	5 267 313 366,24	6 426 121 869,00	6 447 596 333,00	6 068 186 773,05	7 008 888 869,71
COMMUNITY WEALTH/EQUITY						
Accumulated surplus/(deficit)		5 267 313 366,24	5 971 791 268,00	6 073 713 280,00	5 743 286 455,82	6 073 713 280,00
TOTAL COMMUNITY WEALTH/EQUITY	2,00	5 267 313 366,24	5 971 791 268,00	6 073 713 280,00	5 743 286 455,82	6 073 713 280,00

MFMA Section 71 financial reporting – March 2025/2026 financial year

DC47 Sekhukhune - Table C7 Monthly Budget Statement - Cash Flow - M09 March

Description	Ref	2024/25	Budget Year 2025/26							
		Audited Outcome	Original Budget	Adjusted Budget	Monthly actual	YearTD actual	YearTD budget	YTD variance	YTD variance %	Full Year Forecast
R thousands	1,00									
CASH FLOW FROM OPERATING ACTIVITIES										
Receipts										
Service charges		61 080 077,13	71 427 437,00	52 000 437,00	5 096 618,56	44 087 065,07	39 000 327,75	5 086 737,32	0,13	44 087 065,07
Other revenue		532 626 591,38	95 144 806,00	2 926 806,00	424 622 434,84	441 901 754,93	2 195 104,41	439 706 650,52	200,31	441 901 754,93
Transfers and Subsidies - Operational		1 152 420 000,00	1 246 860 100,00	1 246 860 100,00	302 440 000,00	1 374 945 438,78	935 145 074,97	439 800 363,81	0,47	1 374 945 438,78
Transfers and Subsidies - Capital		423 228 000,00	407 330 900,00	407 330 900,00	99 152 000,00	428 628 000,00	305 498 174,94	123 129 825,06	0,40	428 628 000,00
Interest		53 676 318,70	58 464 000,00	48 464 000,00	2 532 820,75	25 058 542,59	36 347 999,94	- 11 289 457,35	- 0,31	48 464 000,00
Payments										
Suppliers and employees		- 1 700 480 390,67	- 1 176 835 323,00	- 1 181 990 917,00	- 128 245 123,26	- 1 384 666 998,88	- 886 493 187,81	498 173 811,07	- 0,56	- 1 181 990 917,00
NET CASH FROM/(USED) OPERATING ACTIVITIES		522 550 596,54	702 391 920,00	575 591 326,00	705 598 750,89	929 953 802,49	431 693 494,20	- 498 260 308,29	- 1,15	1 156 035 341,78
CASH FLOWS FROM INVESTING ACTIVITIES										
Receipts										
Proceeds on disposal of PPE		131 486,50	704 700,00	704 700,00	-	-	528 525,00	- 528 525,00	- 1,00	704 700,00
Payments										
Capital assets		- 704 492 311,77	- 453 099 537,00	- 456 595 438,00	- 143 589 681,21	- 489 203 258,33	- 342 446 578,65	146 756 679,68	- 0,43	- 456 595 438,00
NET CASH FROM/(USED) INVESTING ACTIVITIES		- 704 360 825,27	- 452 394 837,00	- 455 890 738,00	- 143 589 681,21	- 489 203 258,33	- 341 918 053,65	147 285 204,68	- 0,43	- 455 890 738,00
CASH FLOWS FROM FINANCING ACTIVITIES										
Receipts										
Increase (decrease) in consumer deposits		- 5 721,22	-	-	-	-	-	-		-
NET CASH FROM/(USED) FINANCING ACTIVITIES		- 5 721,22	-	-	-	-	-	-		-
NET INCREASE/ (DECREASE) IN CASH HELD		- 181 815 949,95	249 997 083,00	119 700 588,00	562 009 069,68	440 750 544,16	89 775 440,55			700 144 603,78
Cash/cash equivalents at beginning:		552 766 149,13	442 034 283,00	741 203 225,00	270 222 654,43	391 481 179,95	741 203 225,00			391 481 179,95
Cash/cash equivalents at month/year end:		370 950 199,18	692 031 366,00	860 903 813,00	832 231 724,11	832 231 724,11	830 978 665,55			1 091 625 783,73

D. Primary Bank Balances

Name of institution	Cash in the bank on 31st March 2026
Standard Bank	R 6 993 167,53

	R
Bank statement balance (closing balance per B/S before adjusting to C/B)	6 993 167,53
Reconciling items:	
uncashed cheques	
uncashed ACBs	- 16 107 413,68
Undeposited receipts	405 338,82
Partially undeposited receipt	60 163,87
Miscellaneous charge	423 227,44
unreconciled on statement Deposit	- 2 233 608,76
Partially unreconciled on statement ACBs	
unreconciled on statement transfers	
Adjusted statement C/F	- 10 459 124,78
cashbook account B/F	81 145 805,32
reconciled bank Charges	- 91 608 669,43
cashbook account C/F	- 10 462 864,11
In Cashbook not GL -Already reconciled ACBs	
In Cashbook Not GL - Already reconciled Cheques	
In cashbbook not GL -ACBs	
In Cashbook Not GL - CANCELED ACBs	
In GL Not Cashbook -ACBs	
In Cashbook Not GL - Deleted ACBs	
adjusted cashbook Account C/F	- 10 462 864,11
Difference	3 739,33

MFMA Section 71 financial reporting – March 2025/2026 financial year

DC47 Sekhukhune - Supporting Table SC5 Monthly Budget Statement - investment portfolio - M09 March												
Investments by maturity Name of institution & investment ID	Ref	Period of Investment	Type of Investment	Capital Guarantee (Yes/ No)	Variable or Fixed interest rate	Interest Rate %	Expiry date of investment	Opening balance	Interest to be realised	Partial / Premature Withdrawal (4)	Investment Top Up	Closing Balance
R thousands		Yrs/Months										
Municipality												
FNB		6 Months	Short Term	No	Fixed	6,85	Call Account	240 487 515,63	1 384 358,62	-	10 040 482,22	251 912 356,47
STANDARD BANK		Call Account	Short Term	No	Fixed	8,25	Call Account	86 504 416,32	1 120 525,32	- 129 000 000,00	267 000 000,00	225 624 941,64
NEDBANK		Call Account	Short Term	No	Fixed	6,70	Call Account	1 107 941,03	6 271,34	-	-	1 114 212,37
ABSA		Call Account	Short Term	No	Fixed	7,65	Call Account	1 174 614,13	7 132,96	-	-	1 181 747,09
												-
TOTAL INVESTMENTS AND INTEREST	2,00							329 274 487,11	2 518 288,24	- 129 000 000,00	277 040 482,22	479 833 257,57

I. EXPENDITURE MANAGEMENT

Hereunder is an analysis of creditor’s payments for the month of March 2026, the quantity of the invoices, their percentage and the total amount in rand value, the creditors’ age analysis report and third-party payments.

Table 13: SDM Total Payment Summary and Overall performance of paid and unpaid invoices in quantity - March 2026

Month: March 2026	Total Number of valid and complete invoices Received	Total Number of paid invoices	Variance
Number of Invoices	233	233	0
Percentage	100%	100%	0%

The above table shows that invoices 233 received for the month of March 2026 were valid and complete invoices and were paid within 30 days.

Table 14: Overall Summary of paid invoices in rand value- March 2026

Months	Rand value of amount paid	No. of items paid
March	R	
Invoices 385		
Value of R 214,956,947,67	R170,799,704,09	233
100%	79%	61%

Table 15: Invoices Paid within 30 days.

Month: March 2026	Total Number of valid and complete invoices Received	Total Number of valid and complete invoices paid within 30 days
Invoices received	385	233
Percentage	100%	61%

Refer to attached **ANNEXURE A** for a list of invoices paid within 30 days in the month of March 2026.



Invoices paid within
30days .xlsx

Table 16: Unpaid invoices

Month: March 2026	Total number of invoices Received	Total Number of invalid and Incomplete invoices
Overall Invoices received	385	150
Percentage	100%	39%

A total number of invalid, and incomplete invoices were (150) and as such, were not paid for reasons such as requests for payment not yet signed, GRN's not generated, and invoices related queries. Refer to a list of such invoices below and the reasons thereof:

SEE THE ATTACHED ANNEXURE B

INVOICE TRACKER REPORT: OUTSTANDING INVOICES AS AT 31st March 2026



Outstanding Invoices
of 31st March 2026.xl

TOTAL VALUE OF INVOICES RECEIVED	TOTAL VALUE OF INVALID AND INCOMPLETE INVOICES THAT WERE NOT PAID
Invoices: 253	Invoices: 119
Value of R 214,956,947,67	Value of R 44,157,243,58
100%	21%

Table 17: Number of Purchase Order Payment v/s Sundry Payment/ Third parties and Projects (March 2026)

Payment Method	Value	Number
Purchase Orders	109 595 391,29	173
Sundry Purchases	141 247,14	20
Projects	61 063 065,66	40
Third Parties	8 845 788,66	23
Total	R179 645 492,75	256

CREDITORS AGE ANALYSIS REPORT DATED 31st March 2026

CRR07002 HR191		** SEKHUKHUNE SCOA PRODUCTION **		31 March 2026		17:18:41	
		Creditor Age Analysis for Selected Date				Page 8	
Company Type: A From Supplier No:		Company.....:		Analyse As At Date: 20260331		Start Period: 202507 End Period: 202603	
Report Type: D To Supplier No...:		Report Sequence: T		File Name.....: cred_age.txt		Year End:	
Detail Work File...: hr191TB.txt		File Y/N.....: Y		HDR: Y			
Orders.....: X GRN's>Returns...: X		Invoices.....: X		Debit/Credit Notes: X		Payment Vouchers: X Location Code:	

Deliveries							

Supplier No and Name		Current	30 Days	60 Days	90 Days+	Total	

00043977							
SFMD	SFMD PROPERTIES (2017/303092/07)	14624.00	0.00	0.00	0.00	14624.00	

00043964							
SGE001	SGEHLEMBE PROJECT AND FIRE SERVICES (PTY) LT	96175.00	0.00	0.00	0.00	96175.00	

00044031							
STA009	STADIO (PTY)LTD 2004/031722/07	11980.00	0.00	0.00	0.00	11980.00	

00043871							
UNIO02	UNISA	45380.00	0.00	0.00	0.00	45380.00	

00044061							
UNIO05	UNIVERSITY OF PRETORIA	30000.00	0.00	0.00	0.00	30000.00	

00043740							
WHIO02	WHITE ROCK 75 INVESTMENT AND HOLDING	0.00	82450.84	0.00	0.00	82450.84	

Total Deliveries		Count:	29 :	1050286.94	415663.34	58040.00	13016.53 1537006.81

MFMA Section 71 financial reporting – March 2025/2026 financial year

BULK PURCHASES AGE ANALYSIS AS AT 31st March 2026

BULK WATER AGE ANALYSIS REPORT DATED 31 March 2026												
Count	Supplier Name	PRIOR- YEAR INVOICES AGEING				CURRENT YEAR INVOICES (2025/26) AGEING						Closing Bal
		OPENING	PAYMENT	ADJ/INT	BAL	Current	30 Days	60 Days	90 Days+	ADJ/INT	Total	
	BULK WATER CONSUMPTION											
1	NIMS LEPELLE NORTHERN WATER	319 016 387,32	- 111187177,83	-	- 207 829 210,32	-	3 535 996,16	4 510 372,38	5 155 070,10	11 911 231,19	25 112 669,92	232 941 880,15
2	WATER & SANITATION DEPARTMENT	34 632 512,93	- 3 029 985,69	-	- 31 602 527,24	-	19 032,37	-	10 944,81	-	-	31 632 504,42
3	NJ VAN DER WAL	152 669,28	- 152 669,28	-	- -	-	-	-	-	-	-	-
4	WINTERBACH ATTORNEYS (MADELEEN)	352 515,58	- 352 515,58	-	- -	-	-	-	-	-	-	-
5	DR JS MOROKA LOCAL MUNICIPALITY	417 828 936,68	- -	-	- 417 828 936,68	-	5 169 110,25	-	12 822 639,04	25 535 250,91	43 527 053,33	461 355 963,88
	TOTAL BULK WATER CONSUMPTION	771 983 021,79	- 114 722 348,38	-	657 260 701,24	-	8 724 138,78	4 510 372,38	17 988 653,95	37 446 482,10	68 639 723,25	725 930 348,45

II. REVENUE MANAGEMENT

EXPLANATION OF REVENUE PROJECTION: SEE THE ABOVE TABLE:

METER READING STATUS REPORT

Table B: Meter reading status report

METER READING STATUS REPORT: THE REASONS OF VARIANCES:

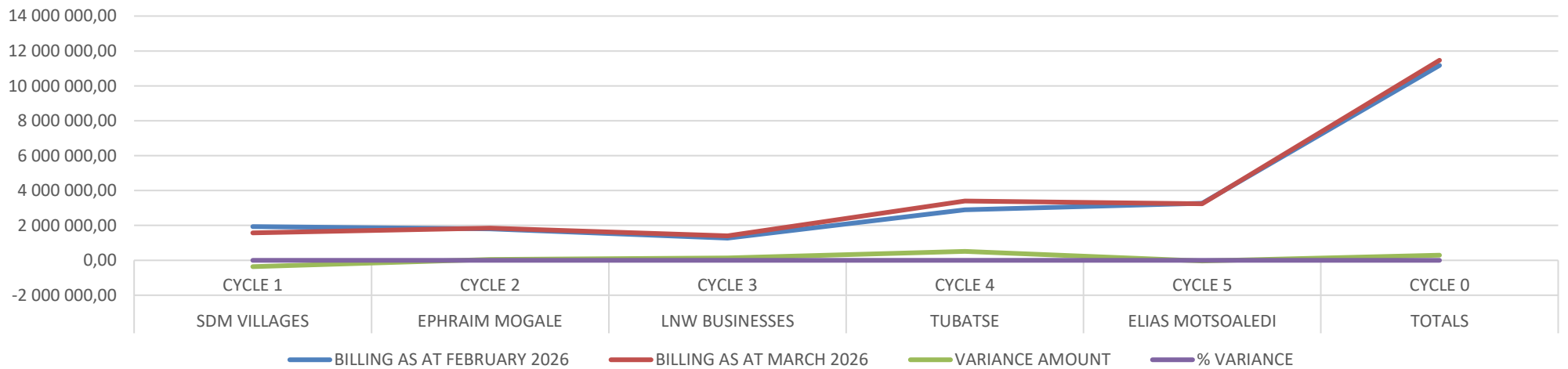
Cycle	Meter Book			Meters read			% Read		Meters Not Accessed	
	26-Jan	26-Feb	26-Mar	26-Jan	26-Feb	26-Mar	Obtained Readings MARCH-26	% Read MARCH 2026	Qty	%
1	86	85	76	35	36	29	29	0,69%	4154	99,31%
2	1218	1221	1237	1122	1133	1150	1150	92,97%	87	7,03%
3	1492	1492	1492	770	771	782	782	52,41%	710	47,59%
4	4178	4174	4183	2954	2968	3001	3001	71,74%	1182	28,26%
5	2802	2813	2807	2252	2311	2314	2314	82,44%	493	17,56%
Total	9776	9700	9719	7133	7219	7276	7276	74,86%	2443	25,14%

Description	Explanation of report	Challenges	Remedial action
Meter reading report for period of March 2026	7 276 meters were read for the month of March 2026 and 7 219 in February 2026. There was a slight increase in all cycles for meters read except in cycle 1.	<ul style="list-style-type: none"> Lack of water/ shortages in the Areas Lack of material to replace /repair faulty meters Meters are stolen in various areas 	<ul style="list-style-type: none"> Increase water capacity provision to some areas Fast track the procurement of spares Replace the Copper meters with plastic meters

VARIANCES FOR BILLING

TOWN/ MUNICIPALITY	CYCLE	BILLING AS AT FEBRUARY 2026	BILLING AS AT MARCH 2026	VARIANCE AMOUNT	% VARIANCE
SDM VILLAGES	CYCLE 1	1 938 532,43	1 576 080,02	-362 452,41	-19%
EPHRAIM MOGALE	CYCLE 2	1 798 444,90	1 848 292,70	49 847,80	3%
LNW BUSINESSES	CYCLE 3	1 271 137,03	1 403 697,69	132 560,66	10%
TUBATSE	CYCLE 4	2 891 910,63	3 403 932,83	512 022,20	18%
ELIAS MOTSOALEDI	CYCLE 5	3 270 783,30	3 235 210,18	-35 573,12	-1%
TOTALS	CYCLE 0	11 170 808,29	11 467 213,42	296 405,13	3%

BILLING CHART FOR MARCH 2026



MFMA Section 71 financial reporting – March 2025/2026 financial year

Description	Explanation of report	Challenges	Remedial action
Billing report for period of March 2026	Billing overall has increased by R296 405 from R11 170 808 in February 2026 to R11 467 213 in March 2026. There is a decrease in billing in cycle 1 & 5.	<ul style="list-style-type: none"> Billing of average where meters could not be read Faulty and stolen meters residents in some areas are refusing meter readers to take the readings 	<ul style="list-style-type: none"> Fast track taking of actual readings in accessible areas Replace coper meters with plastic meters Political intervention required

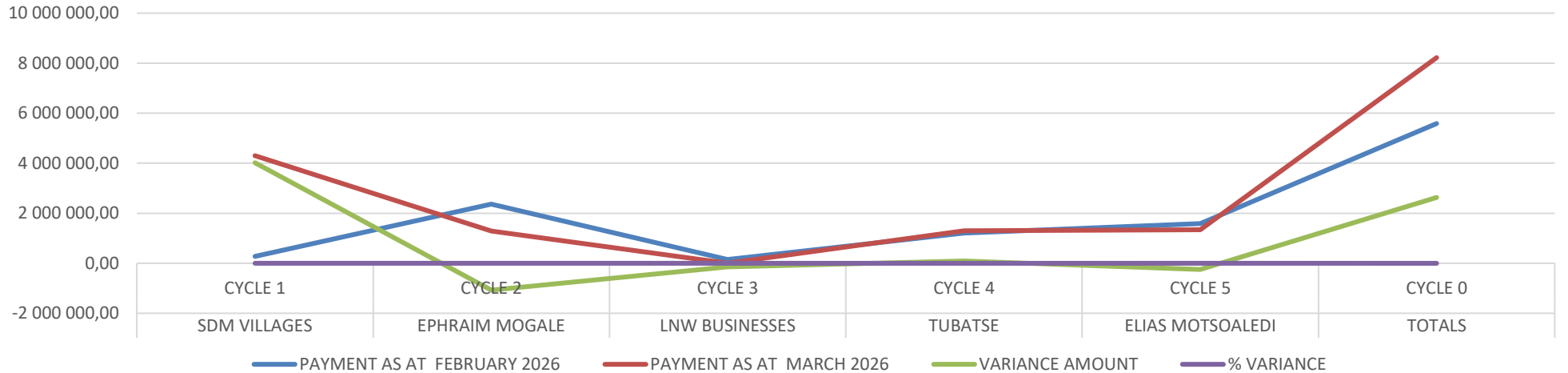
RECEIPTS REPORT

THE REASONS FOR VARIANCES

TOWN/ MUNICIPALITY	CYCLE	PAYMENT AS AT FEBRUARY 2026	PAYMENT AS AT MARCH 2026	VARIANCE AMOUNT	% VARIANCE
SDM VILLAGES	CYCLE 1	279 395,54	4 298 012,49	4 018 616,95	1438,33%
EPHRAIM MOGALE	CYCLE 2	2 365 222,90	1 290 883,94	-1 074 338,96	-45,42%
LNW BUSINESSES	CYCLE 3	150 473,46	333,00	-150 140,46	-99,78%
TUBATSE	CYCLE 4	1 202 167,18	1 295 783,59	93 616,41	7,79%
ELIAS MOTSOALEDI	CYCLE 5	1 589 181,06	1 336 555,59	-252 625,47	-15,90%
TOTALS	CYCLE 0	5 586 440,14	8 221 568,61	2 635 128,47	47,17%

MFMA Section 71 financial reporting – March 2025/2026 financial year

COLLECTION CHART FOR MARCH 2026



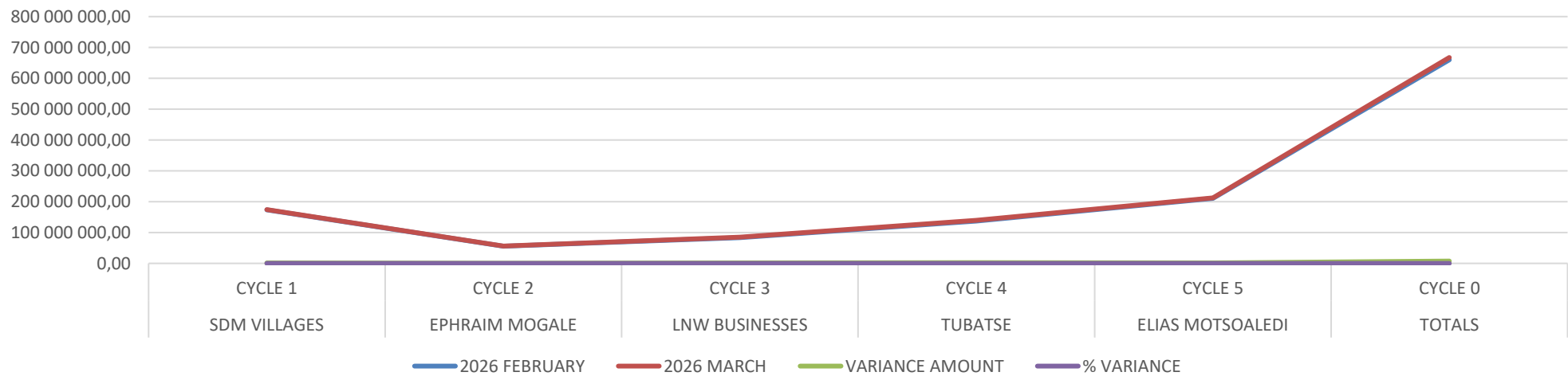
Description	Explanation of report	Challenges	Remedial action
Receipts report for period of March 2026	Receipts have decreased by R2 635 128 from R5 586 440 in February 2026 to R8 221 568 in March 2026. All cycles showed a drop in collection.	<ul style="list-style-type: none"> • Culture of non-payment in most areas • Lack of internal capacity to effect the disconnections • Uncleansed Customer data 	<ul style="list-style-type: none"> • Outreach consultations with customers, and convenient payment methods • scope of appointed provider for meter reading includes disconnections and reconnections • Perform data cleansing

AGE ANALYSIS VARIANCES

THE REASONS FOR VARIANCES

TOWN/ MUNICIPALITY	CYCLES	2026 FEBRUARY	2026 MARCH	VARIANCE AMOUNT	% VARIANCE
SDM VILLAGES	CYCLE 1	173 211 722,05	174 700 050,66	1 488 328,61	0,86%
EPHRAIM MOGALE	CYCLE 2	55 620 743,93	56 150 950,99	530 207,06	0,95%
LNW BUSINESSES	CYCLE 3	83 400 954,50	84 803 944,71	1 402 990,21	1,68%
TUBATSE	CYCLE 4	137 287 434,03	139 664 866,05	2 377 432,02	1,73%
ELIAS MOTSOALEDI	CYCLE 5	210 332 231,77	212 090 848,14	1 758 616,37	0,84%
TOTALS	CYCLE 0	659 853 086,28	667 410 660,55	7 557 574,27	1,15%

AGE ANALYSIS CHART FOR MARCH 2026



MFMA Section 71 financial reporting – March 2025/2026 financial year

Description	Explanation of report	Challenges	Remedial action
Age analysis report for end of March 2026	The ageing report has increased by R7 557 574 due adjustments and billing of the month.	<ul style="list-style-type: none"> • Culture of non-payments in the village • Lack of internal Capacity to do restrictions/disconnections 	Outreach consultation with customers The scope of meter readers to do disconnections

MATTERS OF INTEREST AS AT END MARCH 2026

OTHER MATTERS RELATING TO STRENGTHENING OF REVENUE COLLECTION PROCESSES

- **SITA** 8 768 email statements were issued lin March 2026, 5 415 smses were sent out in March 2026.
- Africa Meter reading have been reading and doing maintenance since January 2024.
- There are fourteen areas that were identified and will be billed at flat rate as soon as data collections is in Progress.
- There are two of the fourteen areas (Mapodile and Elansdooring) remaining for Stakeholders consultation.
and dates are to be rescheduled consultation with MMC IWS and MMC BTO
- As at end of March 2026 debtors were 71 044.

F. Unauthorized, Irregular, Fruitless and Wasteful Expenditure

Irregular Expenditure for the Month of March 2026 = R539 702,58

Name of Municipality: SEKHUKHUNE DISTRICT MUNICIPALITY								
No	Transaction details				Person Liable (Official or Political Office Bearer)	Type of Prohibited Expenditure	Sta	
	Date of Payment	Payment Number	Amount	Description of Incident			UI	
1	20260205	55037737	R 188 895,18	NJ Van Der Wal (Supply of water)	IWS	Irregular Expenditure		X
2	20260324	55037706	R 350 807,40	Winterbach Familie Trust(Supply of water)	IWS	Irregular Expenditure		X
			539 702,58					

Unauthorized Expenditure for the month of March 2026 = R0,00

Name of Municipality: SEKHUKHUNE DISTRICT MUNICIPALITY								
No	Transaction details				Person Liable (Official or Political Office Bearer)	Type of Prohibited Expenditure	Sta	
	Date of Payment	Payment Number	Amount	Description of Incident			UI	
1	None	None	R -	None	None	None		X
			R -					

Fruitless and wasteful Expenditure for the month of March 2026 = R0,00

Name of Municipality: SEKHUKHUNE DISTRICT MUNICIPALITY								
No	Transaction details				Person Liable (Official or Political Office Bearer)	Type of Prohibited Expenditure	Status	
	Date of Payment	Payment Number	Amount	Description of Incident			UI	
1					CPS	Fruitless & Wasteful Expenditure		X
	TOTAL AMOUNT		R -					

B. The Competitive Bidding Processes

The municipality processed 14 requisitions of goods and services through the competitive bidding processes as at the month of March 2026. There are 08 bid processes that are still in the in progress and 06 have been referred for re-advert. 28 tenders have been awarded as at 31st March 2026.

Bids Evaluation					
No.	No.	Description of Service	Evaluation received	Date Received	Date Completed
1	SK8/3/1-26/2025/2026	Face masks for fire fighters personnel (once-off)	Yes	04/03/2026	In-progress
2	SK8/3/1-27/2025/2026	Laptops, Printers and Mobile Wifi Routers (once-off)	Yes	04/03/2026	In-progress
3	SK8/3/1-25/2025/2026	Physical Security Services for Cluster 4: Makhuduthamaga Local Muni for 3 years	Yes	26/02/2026	In-progress
4	SK8/3/1-24/2025/2026	Physical Security Services for Cluster 3: Groblersdal Town Local Muni for 3 years	Yes	26/02/2026	In-progress
5	SK8/3/1-23/2025/2026	Physical Security Services for Cluster 2: Elias Motsoaledi/Ephraim Mogale Local for 3 years	Yes	26/02/2026	In-progress
6	SK8/3/1-22/2025/2026	Physical Security Services for Cluster 1: Fetakgomo/Tubatse Local for 3 years	Yes	26/02/2026	In-progress
7	SK8/3/1-03/2025/2026	Establishment of a Database for Skills Development Providers for 3 Years	Yes	11/09/2025	Re-advert
8	SK8/3/1-10/2025/2026	Panel of General Building Construction for 3 Years	Yes	28/10/2025	Re-advert
9	SK8/3/1-15/2025/2026	ARCGIS Drone Devices and Its Software Licenses.	Yes	17/11/2025	Re-advert
10	SK8/3/1-47/2024/2025	Procurement of hardware computer equipment and peripheral for a period of three years.	Yes	20/06/2025	Re-advert
11	SK8/3/1-16/2025/2026	Electronic Records Management System for a Period of Three (3) Years.	Yes	02/12/2025	Re-advert

Bids Adjudication					
No.	No.	Description of Service	Adjudication received	Date Received	Date Completed
1	SK8/3/1-17/2025/2026	Laptop and Bags, Desktops and Projector (once-off)	Yes	12/02/2026	In-progress
2	SK8/3/1-26/2024/2025	Appointment of a panel for gardening,debushing,and maintainance of Municipal facilities for SDM for period of three yea	Yes	04/02/2026	In-progress
3	SK8/3/1-18/2025/2026	Development of Fully Integrated Municipality Geographic System for a Three Years	Yes	23/12/2024	Re-Advert

MFMA Section 71 financial reporting – March 2025/2026 financial year

Awarded Tenders						
No.	No.	Description of Service	Awarded received	Adjudication Date	Date Awarded	Awarded Bidder
1	SK8/3/1-01/2025/2026	Procurement of Personal Protective Equipment Bags	Yes	10/10/2025	13/10/2025	Tokollo Investment
2	SK8/3/1-05/2025/2026	Procurement of Office Equipment & Furniture	Yes	16/09/2024	29/09/2024	Tadi Enterprise T/A TE Technologies
3	SK8/3/1-09/2025/2026	Procurement of Laptops and Printers (Once-Off)	Yes	10/10/2025	13/10/2025	Collaborated Networks 48
4	SK8/3/1-49/2024/2025	Lebalelo Central Water Supply Scheme: 1A Contract A	Yes	18/08/2025	27/08/2025	Diff
5	SK8/3/1-50/2024/2025	Lebalelo Central Water Supply Scheme: 1A Contract B	Yes	18/08/2025	27/08/2025	Bothlabatsatsi
6	SK8/3/1-51/2024/2025	Lebalelo Central Water Supply Scheme: 1A Contract C	Yes	18/08/2025	27/08/2025	Blanko Investment
7	SK8/3/1-52/2024/2025	Mampuru Bulk Water Scheme: Phase 1A-Reservoirs	Yes	18/08/2025	27/08/2025	Murray and Dickson
8	SK8/3/1-53/2024/2025	Procurement of Vending System for Prepared Meters for 3 Years	Yes	16/09/2025	29/09/2025	Conlog (pty) ltd
9	SK8/3/1-54/2024/2025	Procurement of Working Tools/Equipment for 3 Years	Yes	03/10/2025	15/10/2025	Dev Dev (pty) ltd
10	SK8/3/1-55/2025/2026	Procurement of Performance Management System for 3 Years	Yes	29/10/2025	31/10/2025	Innovation Government Software
11	SK8/3/1-45/2024/2025	Lease of a New Vehicle and Full Maintenance for a Period of Three Years	Yes	18/08/2025	27/08/2025	Fleet Horizon
12	SK8/3/1-07/2025/2026	Refurbishment of Leeufontein WWTW	Yes	01/12/2025	19/12/2025	Fito and Son
13	SK8/3/1-08/2025/2026	Refurbishment of Dennilton WWTW	Yes	01/12/2025	19/12/2025	Munyatlala Shakwana
14	SK8/3/1-02/2025/2026	Panel of Travelling and Accommodation Services for 3 Years	Yes	01/12/2025	15/12/2025	1. Dirane Trading , 2. Reakgona Travel, 3. KDM Travel, 4. Ashcor Travel, 5. Masa M Travel
15	SK8/3/1-04/2025/2026	Procurement of Disaster Relief Materials for 3 Years	Yes	01/12/2025	15/12/2025	1. Tshwane Engineering and Hydraulic Suppliers, 2. Unathi Catering and cleaning services, 3. Rena Batswako Transport, 4. Whiterock 75 Investment and Holdings, 5. Morwaswe General Trading Towing and Projects, 6. Mashigwana Projects (PTY) LTD
16	SK8/3/1-06/2025/2026	Panel of Small Scheme Civil Contractor for 3 Years	Yes	05/12/2025	19/12/2025	Appointed Panel
17	SK8/3/1-12/2025/2026	Renewal of Antivirus Software License for 12 Months.	Yes	26/11/2025	04/12/2025	PMH Group of Companies
18	SK8/3/1-13/2025/2026	Servicing, Replacement, and Installation of Fire Extinguishers	Yes	21/01/2026	22/01/2026	Sgehlembe Projects & Services
19	SK8/3/1-14/2025/2026	GIS Equipment.	Yes	17/11/2025	22/01/2026	Segokgome Trading & Projects
20	SK8/3/1-44/2024/2025	Term contract for Auction Services for Period of Three (03) years	Yes	05/08/2025	10/08/2025	Five Star Trading Enterprise
21	SK8/3/1-19/2025/2026	Sucking, Emptying and Cleaning Of 400 VIP toilets units for Matlerekeng RDP	Yes	29/01/2026	09/02/2026	Botepu Group
22	SK8/3/1-20/2025/2026	Sucking, Emptying and Cleaning Of 599 VIP toilets units for Mafisheng of Ephraim	Yes	29/01/2026	09/02/2026	Blacksky Investment and Holding
23	SK8/3/1-21/2025/2026	Sucking, Emptying and Cleaning Of 1075 VIP toilets units for Walter Sisulu RDP	Yes	29/01/2026	09/02/2026	Iets of Mach
24	SK8/3/1-11/2025/2026	Panel of Water Tenkering for 3 Years	Yes	13/02/2026	20/02/2026	Dikgale and Sebege Energies
25	SK8/3/1-11/2025/2026	Panel of Water Tenkering for 3 Years	Yes	13/02/2026	20/02/2026	Ngoato Le Nareadi Construction
26	SK8/3/1-11/2025/2026	Panel of Water Tenkering for 3 Years	Yes	13/02/2026	20/02/2026	Fit and Son Construction
27	SK8/3/1-11/2025/2026	Panel of Water Tenkering for 3 Years	Yes	13/02/2026	20/02/2026	Nkoto Catering and Projects
28	SK8/3/1-48/2024/2025	Procurement of internet services and domain hosting for a period of three years.	Yes	11/09/2025	17/09/2025	Lakayla Investment (Pty) Ltd

MFMA Section 71 financial reporting – March 2025/2026 financial year

Purchase Orders less than R 30 000

REQUEST FOR QOUTATIONS - Less Than R 30 000						
Nr	Supplier Name	Description	Date Received By	Order Status	OrderNo	Order Item A
1	ELIAS MOTSOALEDI MUNICIPALITY	ELECTRICITY PAYMENT	20260312	FULLY RECIEVED	1036771	R450,51
2	SFMD PROPERTIES (2017/303092/07)	PROPERTIES FOR ELECTRICITY AT MATLEREKENG OFFICEFOR FEBRUARY 2026	20260323	FULLY RECIEVED	1036883	R500,00
3	ELIAS MOTSOALEDI MUNICIPALITY	PAYMENT OF PROPERTY TAX	20260312	FULLY RECIEVED	1036771	R536,61
4	LSPINC (PTY) LTD (2016/258106/07)	CON-PROFESSIONAL SERVICES CONSULTATION	20260323	FULLY RECIEVED	1036878	R767,63
5	ELIAS MOTSOALEDI MUNICIPALITY	PAYMENT OF ELECTRICITY FOR STEENBOK STREET DURINGFEBRUARY 2026	20260331	FULLY RECIEVED	1036978	R1 610,59
6	ASHCOR TRAVELS PTY LTD	ACCOMODATION FOR THE MR. LEDWABA ATTENDINGFETAKGOMO TUBATSE LC	20260323	FULLY RECIEVED	1036887	R1 725,00
7	ASHCOR TRAVELS PTY LTD	ACCOMODATION FOR MMC LEOKANA KANANA FOR SERVICEEXCELLENCE AWAR	20260304	FULLY RECIEVED	1036654	R1 794,00
8	LEGOBOLE GROUP PTY LTD (2020/542293/07)	LUNCH FOR SHORTLISTING OF AUDIT AND PERFORMANCECOMMITTE	20260304	FULLY RECIEVED	1036652	R1 818,00
9	JANE FURSEMEMORIAL FUND	PAYMENT OF ELECTRICTY FOR FEBRUARY 2026	20260305	FULLY RECIEVED	1036689	R2 000,00
10	JANE FURSEMEMORIAL FUND	ELECTRICITY FOR MAKHUDUTHAMAGA OFFICE	20260305	FULLY RECIEVED	1036694	R2 000,00
11	JANE FURSEMEMORIAL FUND	ELECTRICITY FOR MAKHUDUTHAMAGA OFFICE	20260305	FULLY RECIEVED	1036698	R2 000,00
12	REAKGONA TRAVEL SERICES AND PROJECTS	ACCOMODATION FOR CLLR RANKOE T.P. ATTENDING JOINT2024/25 DRAFT ANN	20260313	OUTSTANDING DELIV	1036792	R2 028,60
13	ASHCOR TRAVELS PTY LTD	ACCOMODATION FOR WENDY MATEMANE ATTENDING TRAININGTHE PROVINC	20260327	OUTSTANDING DELIV	1036953	R2 208,00
14	MASA M PROJECTS PTY LTD	ACCOMMODATION FOR MR CHILWANE LN AROUNDPOLOKWANE	20260304	FULLY RECIEVED	1036641	R2 290,80
15	LSPINC (PTY) LTD (2016/258106/07)	CON-PROFESSIONAL SERVICES CONSULTATION	20260323	FULLY RECIEVED	1036880	R2 302,88
16	MASA M PROJECTS PTY LTD	ACCOMODATION FOR ISAAC MAHLAKWANE WHILE ATTENDINGPROVINCIAL TO	20260324	OUTSTANDING DELIV	1036889	R2 346,00
17	DIRANE TRADING (PTY) LTD (2011/129179/07)	ACCOMODATION	20260323	FULLY RECIEVED	1036854	R2 415,00
18	REAKGONA TRAVEL SERICES AND PROJECTS	ACCOMODATION FOR MMC NKOSI MS ATTENDING SALGADIGITAL FORUM AT E	20260313	OUTSTANDING DELIV	1036796	R2 484,00
19	KUNENE MAKOPO RISK SOLUTIONS	EXCESS PAYMENT ON INSURANCE FOR REPLACEMENT DONEON LAPTOP CLAIM I	20260313	FULLY RECIEVED	1036802	R2 500,00
20	KUNENE MAKOPO RISK SOLUTIONS	EXCESS PAYMENT ON INSURANCE FOR REPAIRS DONE ONDELL LAPTOP CLAIM N	20260313	OUTSTANDING DELIV	1036804	R2 500,00
21	KUNENE MAKOPO RISK SOLUTIONS	EXCESS PAYMENT ON INSURANCE FOR REPAIRS DONE ONHP LAPTOP CLAIM NO:	20260313	FULLY RECIEVED	1036806	R2 500,00
22	KUNENE MAKOPO RISK SOLUTIONS	EXCESS PAYMENT ON INSURANCE FOR REPLACEMENT DONEON LENOVO TABLET	20260313	FULLY RECIEVED	1036807	R2 500,00
23	KUNENE MAKOPO RISK SOLUTIONS	EXCESS PAYMENT ON INSURANCE FOR REPAIRS DONE ONHP LAPTOP CLAIM NO:	20260313	FULLY RECIEVED	1036808	R2 500,00
24	MASA M PROJECTS PTY LTD	ACCOMODATION (BOOKINGS) FOR COMMUNITY SERVICES(CLLR MAKOFANE T)	20260316	OUTSTANDING DELIV	1036823	R2 546,10
25	DIRANE TRADING (PTY) LTD (2011/129179/07)	ACCOMODATION	20260324	OUTSTANDING DELIV	1036892	R2 553,00
26	LOSKOP ALARMS	PAYMENT FOR PROVISION OF SECURITY ALARIM MONITORINGSERVICES ON SDM OFFICES	20260313	FULLY RECIEVED	1036810	R2 835,00
27	DEPARTMENT OF WATER AND SANITATION	WATER USAGE (DOC NO. 412710648)	20260327	FULLY RECIEVED	1036930	R3 585,00
28	DEPARTMENT OF WATER AND SANITATION	WATER USAGE	20260327	FULLY RECIEVED	1036931	R3 585,00
29	DEPARTMENT OF WATER AND SANITATION	WATER USAGE	20260327	FULLY RECIEVED	1036937	R3 585,00
30	DEPARTMENT OF WATER AND SANITATION	WATER USAGE	20260327	FULLY RECIEVED	1036938	R3 585,00

MFMA Section 71 financial reporting – March 2025/2026 financial year

31	DEPARTMENT OF WATER AND SANITATION	WATER USAGE	20260327	FULLY RECIEVED	1036940	R3 585,00
32	DEPARTMENT OF WATER AND SANITATION	WATER USAGE	20260327	FULLY RECIEVED	1036945	R3 585,00
33	DEPARTMENT OF WATER AND SANITATION	WATER USAGE (DOCUMENT NO. 412540192)	20260330	FULLY RECIEVED	1036960	R3 585,00
34	DEPARTMENT OF WATER AND SANITATION	WATER USAGE (DOCUMENT NO. 412793712)	20260330	FULLY RECIEVED	1036961	R3 585,00
35	ASHCOR TRAVELS PTY LTD	ACCOMODATION FOR SALGA MOSES MALULEKE MUNICIPALAWARDS	20260304	FULLY RECIEVED	1036655	R3 588,00
36	MASA M PROJECTS PTY LTD	ACCOMODATION FOR MAHLANGU MM AND KUPA MT	20260304	FULLY RECIEVED	1036651	R3 781,20
37	ASHCOR TRAVELS PTY LTD	ACCOMODATION FOR MR. MOGOTSI WHILE ATTENDINGPROVINCIAL GROWTH	20260304	OUTSTANDING DELIV	1036645	R4 002,00
38	UNISA	STUDY FEES IN RESPECT OF MR MAGAELA M.G ANDINTERNAL BURSARY HOLDEF	20260312	FULLY RECIEVED	1036765	R4 500,00
39	REAKGONA TRAVEL SERICES AND PROJECTS	2 NIGHTS ACCOMODATION FOR MR. CLEOPAS NCHABELENGAND MR. TLADI AT	20260313	FULLY RECIEVED	1036803	R4 554,00
40	LEGOBOLE GROUP PTY LTD (2020/542293/07)	LUNCH FOR 20 PEOPLE FOR WORKING SESSION AT 3 WESTSTREET	20260316	OUTSTANDING DELIV	1036819	R4 650,00
41	ASHCOR TRAVELS PTY LTD	ACCOMODATION FOR MRS. BUSISIWE MATJIE ATTENDINGTHE STRATEGIC PLAN	20260313	FULLY RECIEVED	1036790	R4 692,00
42	DIRANE TRADING (PTY) LTD (2011/129179/07)	DINNER AND BREAKFAST FOR MS MAHLANGUMG WHILE ATTENDING SOCIAL S	20260318	FULLY RECIEVED	1036838	R4 692,00
43	ASHCOR TRAVELS PTY LTD	PAYMENT OF ACCOMODATION	20260317	FULLY RECIEVED	1036830	R4 968,00
44	SUPREME AUTOBODY BESIGHEIDSTRUST	EXCESS ON INSURANCE TO SUPREME AUTOBODY FORREPAIRS DONE ON VEHICL	20260312	FULLY RECIEVED	1036774	R5 000,00
45	SUPREME AUTOBODY BESIGHEIDSTRUST	Excess Payment on Insurance for Repairs done onVehicle LD99GGGP - claim 918	20260313	OUTSTANDING DELIV	1036811	R5 000,00
46	ASHCOR TRAVELS PTY LTD	ACCOMODATION FOR MR. THABISO MASHABA ATTENDINGSALGA DIGITAL FOR	20260313	FULLY RECIEVED	1036791	R5 092,20
47	ASHCOR TRAVELS PTY LTD	ACCOMODATION FOR MS. LUCY NKABINDE ATTENDING THESALGA DIGITAL FOR	20260313	FULLY RECIEVED	1036805	R5 092,20
48	DIRANE TRADING (PTY) LTD (2011/129179/07)	ACCOMODATION FOR MR. MOGOTSI WHILE ATTENDINGCONSULTATION WORK	20260305	FULLY RECIEVED	1036678	R5 106,00
49	PHELADI NOKO B1 FUNERALS	CATERING FOR NATION FIRE SAFETY AND PREVENTIONCAPACITY PROJECT VISIT	20260323	FULLY RECIEVED	1036856	R5 313,00
50	REAKGONA TRAVEL SERICES AND PROJECTS	ACCOMODATION FOR THE COMMUNICATIONS UNIT ATTENDINGTHE SALGA DIC	20260313	FULLY RECIEVED	1036798	R5 506,20
51	LEGOBOLE GROUP PTY LTD (2020/542293/07)	LUNCH FOR 20 PEOPLE AT 3 WEST STREET	20260313	OUTSTANDING DELIV	1036787	R5 716,00
52	LEGOBOLE GROUP PTY LTD (2020/542293/07)	CATERING FOR INTERVIEWING OF AUDIT AND PERFORMANCEAUDIT OF COMMIT	20260323	OUTSTANDING DELIV	1036855	R5 716,00
53	FIDELITY CASH SOLUTIONS PTY LTD	Payment for 2 Weekly Deposit Services	20260303	FULLY RECIEVED	1036623	R5 870,29
54	FIDELITY CASH SOLUTIONS PTY LTD	Payment for 2 x Weekly Deposit Services	20260303	FULLY RECIEVED	1036624	R5 870,29
55	FIDELITY CASH SOLUTIONS PTY LTD	Payment for 2 x Weekly Deposit Services	20260303	FULLY RECIEVED	1036626	R5 870,29
56	ASHCOR TRAVELS PTY LTD	ACCOMMODATION FOR MISS SENZILE MASEKO AND DRROSA MDULI	20260304	FULLY RECIEVED	1036636	R6 036,65
57	PHELADI NOKO B1 FUNERALS	MORNING TEA AND LUNCH FOR 2024/25 ANNUAL PERFORMANCAPPRAISAL FOR	20260313	FULLY RECIEVED	1036788	R6 118,00
58	LSPINC (PTY) LTD (2016/258106/07)	CON-PROFESSIONAL SERVICES COSULTATION	20260323	FULLY RECIEVED	1036882	R6 141,00
59	KDM TRAVEL EXPRESS	PAYMENT OF ACCOMODATION FOR CLLR CHEGO DK AND MSMADIBANE P(PA) A	20260317	OUTSTANDING DELIV	1036829	R6 417,00
60	REAKGONA TRAVEL SERICES AND PROJECTS	ACCOMODATION FOR MMC NKOSI	20260313	OUTSTANDING DELIV	1036815	R6 831,00
61	DIRANE TRADING (PTY) LTD (2011/129179/07)	ACCOMODATION FOR 3 OFFICIALS TO PREPAREADMINISTRATION AND LOGISTIC	20260313	OUTSTANDING DELIV	1036800	R7 038,00

MFMA Section 71 financial reporting – March 2025/2026 financial year

62	LEGOBOLE GROUP PTY LTD (2020/542293/07)	BREAKFASR AND LUNCH FOR THE AGRI PARK COORDINATINGCOMMITTEE MEET	20260327	OUTSTANDING DELIV	1036949	R7 110,00
63	POTSISO ALLEL (2020/467752/07)	LUNCH FOR DISTRICT ADVISORY FORUM MEETING	20260318	OUTSTANDING DELIV	1036844	R7 200,00
64	STATE INFORMATION TECHNOLOGY AGENCY PT	Payment for Laser Printing Services	20260303	FULLY RECIEVED	1036627	R7 429,81
65	UNISA	STUDY FEES IN RESPECT OF MS MATHEBE B AS A BURSARYHOLDER	20260312	FULLY RECIEVED	1036778	R7 530,00
66	DIRANE TRADING (PTY) LTD (2011/129179/07)	ACCOMODATION FOR CLLR. CHEGO D.K AND CHAUFFER(SEKUBA F)	20260305	FULLY RECIEVED	1036677	R7 659,00
67	DIRANE TRADING (PTY) LTD (2011/129179/07)	ACCOMODATION FOR NGOBENI T.J AND KOBO GT TO ATTENDPRESSURE MANA	20260305	FULLY RECIEVED	1036682	R7 659,00
68	DIRANE TRADING (PTY) LTD (2011/129179/07)	ACCOMODATION FOR DISTRICT AIDS COUNCILSSECRETARIAT OFFICIALS - MR. M	20260323	OUTSTANDING DELIV	1036850	R7 659,00
69	DIRANE TRADING (PTY) LTD (2011/129179/07)	ACCOMODATION OF 3 DELEGATES TO ATTEND THE PROVINCISERVICE COMPLAI	20260327	OUTSTANDING DELIV	1036950	R7 659,00
70	STATE INFORMATION TECHNOLOGY AGENCY PT	Payment for transaction EDD-15 Dec to 14 January	20260303	FULLY RECIEVED	1036629	R8 224,34
71	LSPINC (PTY) LTD (2016/258106/07)	CON PROFESSIONAL SERVICE CONSULTATION	20260323	FULLY RECIEVED	1036881	R8 443,88
72	KDM TRAVEL EXPRESS	ACCOMODATION FOR FIRE SAFETY OFFICER BOSHOFF C.GPARTICIPATING IN TH	20260305	FULLY RECIEVED	1036685	R8 445,60
73	PHELADI NOKO B1 FUNERALS	CATERING FOR THE SJDMPPT AND SMME AT SDM	20260331	OUTSTANDING DELIV	1036964	R9 039,00
74	MASA M PROJECTS PTY LTD	ACCOMODATION FOR B MASHIGOANA	20260327	OUTSTANDING DELIV	1036952	R9 294,30
75	MASA M PROJECTS PTY LTD	ACCOMODATION FOR MMC NKOSI MS AND MMC LESHABA @SANDTON	20260316	OUTSTANDING DELIV	1036825	R9 328,80
76	REAKGONA TRAVEL SERICES AND PROJECTS	ACCOMODATION FOR MMC MABATANE MATHALE AND SEFALAKUKIE AT DEPA	20260313	OUTSTANDING DELIV	1036799	R9 715,20
77	POTSISO ALLEL (2020/467752/07)	LUNCH FOR MPAC PROVENCIAL FORUM	20260318	FULLY RECIEVED	1036845	R10 080,00
78	ASHCOR TRAVELS PTY LTD	ACCOMODATION FOR MR. SILAS MOGOTSI & MR. SIBUSISOMTSHWENI ATTEND	20260317	OUTSTANDING DELIV	1036827	R10 184,40
79	DIRANE TRADING (PTY) LTD (2011/129179/07)	ACCOMODATION FOR NGOBENI T.J AND KOBO GT TO ATTENDPRESSURE MANA	20260305	FULLY RECIEVED	1036683	R10 212,00
80	UNISA	Payment of Study Fees in respect of Lepota M anInternal Bursary Holder at UNI	20260313	FULLY RECIEVED	1036809	R11 250,00
81	STADIO (PTY)LTD 2004/031722/07	STUDY FEES FOR MS MALAPANE LT AS INTERNAL BURSARYHOLDER	20260327	FULLY RECIEVED	1036956	R11 560,00
82	STADIO (PTY)LTD 2004/031722/07	STUDY FEES IN RESPECT OF MS DUBA H.E AN INTERNALBURSARY HOLDER	20260327	OUTSTANDING DELIV	1036955	R11 980,00
83	KDM TRAVEL EXPRESS	PAYMENT OF ACCOMODATION TO ATTEND ADVANCECERTIFICATE FRAUD EXAM	20260309	FULLY RECIEVED	1036719	R12 351,00
84	LEGOBOLE GROUP PTY LTD (2020/542293/07)	CATERING FOR THE PRACTICE INFORMATION SHARINGWORKSHOP	20260305	OUTSTANDING DELIV	1036662	R12 680,00
85	DIRANE TRADING (PTY) LTD (2011/129179/07)	ACCOMODATION ARRANGEMENTS FOR MADIHLABA LEVISCHEDULED TO ATTEN	20260323	OUTSTANDING DELIV	1036853	R13 110,00
86	KDM TRAVEL EXPRESS	ACCOMODATION FOR ASSETS MANAGEMENT UNIT OFFICIALS	20260327	OUTSTANDING DELIV	1036948	R13 455,00
87	REAKGONA TRAVEL SERICES AND PROJECTS	ACCOMODATION FOR CLLR. MALOBA A.M	20260313	OUTSTANDING DELIV	1036816	R13 524,00
88	ASHCOR TRAVELS PTY LTD	ACCOMODATION FOR MUNICIPAL PUBLIC ACCOUNTSCOMMITTEE (MPAC) RESE	20260304	OUTSTANDING DELIV	1036640	R13 603,35
89	ASHCOR TRAVELS PTY LTD	ACCOMODATION	20260305	FULLY RECIEVED	1036670	R13 603,37
90	ASHCOR TRAVELS PTY LTD	ACCOMODATION FOR EM MAITULA MB	20260304	OUTSTANDING DELIV	1036648	R13 869,00
91	DIRANE TRADING (PTY) LTD (2011/129179/07)	ACCOMODATION FOR MR NTWAMPE SEKONYA AT THABA-MOSHATE AND ABRA	20260305	OUTSTANDING DELIV	1036669	R14 076,00
92	SFMD PROPERTIES (2017/303092/07)	PROPERTIES FOR RENTAL AT MATLEREKENG OFFICEIN APRIL 2026	20260323	FULLY RECIEVED	1036884	R14 624,00
93	EPHRAIM MOGALE LOCAL MUNICIPALITY	PAYMENT OF ELECTRICITY TO EPHRAIM MOGALE OFFICEAT825 FICUS STREET	20260331	FULLY RECIEVED	1036969	R14 765,04
94	ASHCOR TRAVELS PTY LTD	ACCOMODATION OF THREE DELEGATES TO ATTEND THEFORUM OF BATHO PEL	20260304	OUTSTANDING DELIV	1036639	R15 152,40
95	DIRANE TRADING (PTY) LTD (2011/129179/07)	ACCOMODATION	20260305	FULLY RECIEVED	1036679	R15 318,00
96	REAKGONA TRAVEL SERICES AND PROJECTS	ACCOMODATION FOR MAYORAL COMMITTE OFFICER ATTENDIN THE PROSPEN /	20260313	FULLY RECIEVED	1036785	R15 318,00
97	DIRANE TRADING (PTY) LTD (2011/129179/07)	ACCOMODATION FOR MAKGATI REBOTILE	20260317	FULLY RECIEVED	1036833	R15 318,00
98	DEPARTMENT OF WATER AND SANITATION	WATER USAGE (DOC NO.412710611)	20260327	FULLY RECIEVED	1036928	R15 447,37
99	DEPARTMENT OF WATER AND SANITATION	WATER USAGE	20260327	FULLY RECIEVED	1036933	R15 447,37
100	DEPARTMENT OF WATER AND SANITATION	WATER USAGE	20260327	FULLY RECIEVED	1036936	R15 447,37
101	DEPARTMENT OF WATER AND SANITATION	WATER USAGE	20260327	FULLY RECIEVED	1036941	R15 447,37
102	DEPARTMENT OF WATER AND SANITATION	WATER USAGE	20260327	FULLY RECIEVED	1036944	R15 447,37
103	DEPARTMENT OF WATER AND SANITATION	WATER USAGE	20260327	FULLY RECIEVED	1036946	R15 447,37
104	DEPARTMENT OF WATER AND SANITATION	WATER USAGE (DOCUMENT NO. 412767624)	20260330	FULLY RECIEVED	1036959	R15 447,37
105	LEGOBOLE GROUP PTY LTD (2020/542293/07)	CATERING FOR THE PRACTICE INFORMATION SHARINGWORKSHOP AT EPHRAIM	20260313	FULLY RECIEVED	1036789	R15 850,00
106	LEGOBOLE GROUP PTY LTD (2020/542293/07)	CATERING FOR PRACTICE INFORMATION SHARING WORKSHOPAT EPHRAIM MO	20260313	OUTSTANDING DELIV	1036795	R15 850,00
107	DEPARTMENT OF WATER AND SANITATION	WATER USAGE (DOC NO. 412705318)	20260327	FULLY RECIEVED	1036929	R17 447,00
108	DEPARTMENT OF WATER AND SANITATION	WATER USAGE	20260327	FULLY RECIEVED	1036934	R17 447,00
109	DEPARTMENT OF WATER AND SANITATION	WATER USAGE	20260327	FULLY RECIEVED	1036935	R17 447,00
110	DEPARTMENT OF WATER AND SANITATION	WATER USAGE	20260327	FULLY RECIEVED	1036939	R17 447,00
111	DEPARTMENT OF WATER AND SANITATION	WATER USAGE	20260327	FULLY RECIEVED	1036942	R17 447,00
112	DEPARTMENT OF WATER AND SANITATION	WATER USAGE	20260327	FULLY RECIEVED	1036943	R17 447,00
113	DEPARTMENT OF WATER AND SANITATION	WATER USAGE (DOC NO. 412797847))	20260327	OUTSTANDING DELIV	1036947	R17 447,00
114	KDM TRAVEL EXPRESS	ACCOMODATION FOR KATLEHO SHONGWE	20260306	OUTSTANDING DELIV	1036705	R18 768,00
115	FIRE PROTECTION ASSORCIATION	TRAINING ON FIRE EQUIPMENT SERVICING TECHNICALTRAINING	20260316	OUTSTANDING DELIV	1036818	R19 090,00
116	ELIAS MOTSOLEDI MUNICIPALITY	ELECTRICITY FOR AB SIKHOSANA FIRE STATION(FEBRUARY 2026)	20260331	FULLY RECIEVED	1036970	R19 986,05
117	MASA M PROJECTS PTY LTD	PAYMENT OF ACCOMODATION FOR MAKGATI REBOTILE	20260316	OUTSTANDING DELIV	1036824	R20 948,40
118	MASA M PROJECTS PTY LTD	ACCOMODATION FOR MR. LK NTOBENG	20260313	OUTSTANDING DELIV	1036814	R22 024,80
119	UNISA	STUDY FEES IN RESPECT OF MS MASHABELA TM ANINTERNAL BURSARY HOLDER	20260327	FULLY RECIEVED	1036957	R22 100,00
120	THE AUDITOR GENERAL	AUDITOR GENERAL OF SOUTH AFRICA FOR AUDIT SERVICESCONDUCTED FOR SD	20260312	FULLY RECIEVED	1036767	R22 122,25
121	ASHCOR TRAVELS PTY LTD	ACCOMODATION FOR OHS OFFICIALS: DOCTOR FRANS TLOU	20260316	OUTSTANDING DELIV	1036820	R22 231,80

MFMA Section 71 financial reporting – March 2025/2026 financial year

Purchase Orders Less than R 200 000

REQUEST FOR QOUTATIONS - Less Than R 200 000					
No.	Supplier Name	Description of Service	Date Received	Order Status	Order No.
1	MANCOSA PTY LTD	PAYMENT FOR STUDY FEES FOR MS PHALADI AS ANINTERNA BURSARY HOLDER	20260312	FULLY RECIEVED	1036757
2	MANCOSA PTY LTD	STUDY FEES IN RESPECT OF MR NKWIRA T AS A BURSARYHOLDER	20260312	FULLY RECIEVED	1036761
3	STADIO (PTY)LTD 2004/031722/07	STUDY FEES IN RESPECT OF MR MASANABO MP ANINTERNAL BURSARY HOLDER	20260312	FULLY RECIEVED	1036762
4	MANCOSA PTY LTD	STUDY FEES IN RESPECT OF MAKITLA KZ AS BURSARYHOLDER.	20260312	OUTSTANDING DELIVERY	1036763
5	MANCOSA PTY LTD	STUDY FEES FOR RACHIDI M.L AS A BURSARY HOLDER	20260312	FULLY RECIEVED	1036764
6	SUPREME AUTOBODY BESIGHEIDSTRUST	PROCUREMENT OF TRANSPORT FOR WARD COMMITTES AND ST	20260312	FULLY RECIEVED	1036773
7	UNIVERSITY OF PRETORIA	STUDY FEES FOR MATLALA S.T TO STUDY PGDIP INPUBLIC MANAGEMENT WITH	20260327	FULLY RECIEVED	1036958
8	AGANG BATAU GENERAL TRADING(2017/061081/07)	ADVERTISEMENT OF POST ON LOCAL MEDIA AND MUNICIPALWEBSITE	20260324	OUTSTANDING DELIVERY	1036894
9	LEGOBOLE GROUP PTY LTD (2020/542293/07)	CATERING FOR SEKHUKHUNE APPEAL AUTHORITY TRAINING	20260305	FULLY RECIEVED	1036663
10	THE AUDITOR GENERAL	PAYMENT FOR AUDIT WORK DONE	20260312	FULLY RECIEVED	1036756
11	MASA M PROJECTS PTY LTD	CONFERENCE PACKAGE FOR SALARY TASK TEAM WORKINGSSESSION IN BURGER	20260327	OUTSTANDING DELIVERY	1036951
12	BEN STRUCTIRAL STEEL ERECTION AND PROJECT	50MM X 100M HDPE PIPE CLASS 10,50MM X50MM PLASSON MALE ADAPTOR,50	20260324	OUTSTANDING DELIVERY	1036911
13	MAKGONATSOHLE TRADING ENTERPRISE (2007/1386)	PAYMENT FOR REPAIR AND MAINTENANCE ON VEHICLEDNN324L	20260312	FULLY RECIEVED	1036725
14	AGANG BATAU GENERAL TRADING(2017/061081/07)	ADVERT FOR APPOINTMENT OF TRIBUNAL MEMBERS ANDREADINESS OF SEKHL	20260324	OUTSTANDING DELIVERY	1036895
15	KDM TRAVEL EXPRESS	ACCOMODATION	20260304	FULLY RECIEVED	1036642
16	OLRICH HOME OF TECHNOLOGY	IMPLEMATAION OF LEARNERSHIP NATIONAL CERTIFICATEINFORMATION TECHI	20260305	FULLY RECIEVED	1036701
17	HOT STONE PPROJECTS DEVELOPMENT	PURCHASE OF TISSUE PAPER FOR SEKHUKHUNE MUNICIPALOFFICES AND DEPO	20260324	OUTSTANDING DELIVERY	1036890
18	KATLEGO YA SENTSHO PROJECTS PTY LTD 2012/011966/07		20260326	OUTSTANDING DELIVERY	1036927
19	MAKGONATSOHLE TRADING ENTERPRISE (2007/1386)	REPAIRS AND MAINTENANCE ON VEHICLE DNN 303L FORSKID PUMP SERVICE	20260312	FULLY RECIEVED	1036722
20	TUBATSE SECURITY SERVICES	PROVISION OF PHYSICAL SECURITY PERSONNEL ON SDMOPERATIONNAL SITES C	20260305	FULLY RECIEVED	1036671
21	BUSINESS CONNEXIONS PTY LTD	REVENUE SUPPORT FOR THE PERIOD ENDING 2025/10/31	20260324	OUTSTANDING DELIVERY	1036888
22	MAKGONATSOHLE TRADING ENTERPRISE (2007/1386)	REPAIRS AND MAINTENANCE ON VEHICLE DSX 365L FORSKID PUMP SERVICE RP	20260312	FULLY RECIEVED	1036737
23	MAKGONATSOHLE TRADING ENTERPRISE (2007/1386)	REPAIR AND MAINTENANCE ON VEHICLE DTK 506L FORBATTREY	20260312	FULLY RECIEVED	1036721
24	MAKGONATSOHLE TRADING ENTERPRISE (2007/1386)	PAYMENT FOR REPAIR AND MAINTENANCE ON VEHICLEFRJ178L	20260312	FULLY RECIEVED	1036729
25	FLEET HORIZON SOLUTIONS 2012/110963/07	PAYMENT FOR SHORT TERM RENTAL OF VEHICLEMN32DSGP	20260303	FULLY RECIEVED	1036633
26	BUSINESS CONNEXIONS PTY LTD	REVENUE SUPPORT FOR THE PERIOD ENDING 2025/11/29	20260323	FULLY RECIEVED	1036874
27	MAKGONATSOHLE TRADING ENTERPRISE (2007/1386)	PAYMENT FOR REPAIR AND MAINTENANCE ON VEHICLEDNN309L	20260312	FULLY RECIEVED	1036732
28	MAKGONATSOHLE TRADING ENTERPRISE (2007/1386)	PAYMENT FOR REPAIRS AND MAINTENANCE ON VEHICLEFGW382L	20260312	FULLY RECIEVED	1036731
29	REAKGONA TRAVEL SERICES AND PROJECTS	VENUE INCLUDING CONFERENCE PACKAGE INCLUDINGBREAKFAST FOR BID EVA	20260313	FULLY RECIEVED	1036801
30	LEGOBOLE GROUP PTY LTD (2020/542293/07)	CATERING FOR DISTRICTS SPORTS	20260305	OUTSTANDING DELIVERY	1036667
31	ASHCOR TRAVELS PTY LTD	ACCOMODATION FOR MATUMANE ND ATTENDING THE NATIONAMUNICIPAL L	20260327	FULLY RECIEVED	1036954
32	BUSINESS CONNEXIONS PTY LTD	REVENUE SUPPORT FOR THE PERIOD ENDING 2025/06/30	20260323	OUTSTANDING DELIVERY	1036886
33	MAKGONATSOHLE TRADING ENTERPRISE (2007/1386)	REPAIRS AND MAINTENANCE ON VEHICLE FLP 656L FOROIL FILTER FILTER FUEL	20260312	FULLY RECIEVED	1036736
34	MAKGONATSOHLE TRADING ENTERPRISE (2007/1386)	REPAIRS AND MAINTENANCE ON VEHICLE FKY 358L FORWATER BOTTLE LINING	20260312	FULLY RECIEVED	1036741
35	LEGOBOLE GROUP PTY LTD (2020/542293/07)	EMPLOYEE PHYSICAL WELLNESS PROGRAMME FOR DARTS ANDPOOL TOURNAM	20260304	FULLY RECIEVED	1036650
36	JANE FURSEMEMORIAL FUND	RENTAL FOR DECEMBER 2025	20260305	FULLY RECIEVED	1036690
37	AFRICAN METER READING	MAINTENANCE FOR FEBRUARY 2026	20260323	FULLY RECIEVED	1036875

MFMA Section 71 financial reporting – March 2025/2026 financial year

38	MAKGONATSOHLE TRADING ENTERPRISE (2007/1386)	PAYMENT FOR REPAIR AND MAINTENANCE ON VEHICLE DTK493L	20260312	FULLY RECIEVED	1036738	R75 491,75
39	JANE FURSEMEMORIAL FUND	RENTAL FOR JANUARY 2026	20260305	FULLY RECIEVED	1036691	R77 812,27
40	JANE FURSEMEMORIAL FUND	RENTAL FOR JANUARY 2026	20260305	FULLY RECIEVED	1036692	R77 812,27
41	JANE FURSEMEMORIAL FUND	RENTAL FOR MARCH 2026	20260305	FULLY RECIEVED	1036693	R77 812,27
42	AGANG BATAU GENERAL TRADING(2017/061081/07)	MEDIA AND ADVERTISINGSERVICES FOR A PERIOD OF 3 YEARS	20260331	FULLY RECIEVED	1036965	R78 717,50
43	MAKGONATSOHLE TRADING ENTERPRISE (2007/1386)	REPAIRS AND MAINTENENCE ON VEHICLE FLP 640L FOR OIL FILTER FILTER FUEL	20260312	FULLY RECIEVED	1036733	R80 562,10
44	MAKGONATSOHLE TRADING ENTERPRISE (2007/1386)	PAYMENT FOR REPAIR AND MANTENANCE ON VEHICLEFSK001L	20260312	FULLY RECIEVED	1036728	R81 121,00
45	MAKGONATSOHLE TRADING ENTERPRISE (2007/1386)	REPAIRS AND MAINTENANCE ON VEHICLE FAW 448L FORPTO PUMP SUNCTION	20260312	FULLY RECIEVED	1036743	R81 690,25
46	MAKGONATSOHLE TRADING ENTERPRISE (2007/1386)	PAYMENT FOR REPAIR AND MAINTENANCE ON VEHICLEFGW389L FOR AIR PIPE	20260312	FULLY RECIEVED	1036724	R84 066,15
47	BLACK BULLET SERVICES PTY LTD	2.2KW SUBMERSIBLE PUMP 380V 3PHASE,2.2KW SUBMISIBLE PUMP 3PHASE	20260318	FULLY RECIEVED	1036846	R85 775,05
48	MAKGONATSOHLE TRADING ENTERPRISE (2007/1386)	REPAIRS AND MAINTENANCE ON VEHICLE DTX 184L FORDISCS AIRCON REPAIR	20260312	FULLY RECIEVED	1036740	R87 584,00
49	REAKGONA TRAVEL SERICES AND PROJECTS	ACCOMODATION	20260313	OUTSTANDING DELIVERY	1036817	R90 735,00
50	MAKGONATSOHLE TRADING ENTERPRISE (2007/1386)	REPAIR AND MAINTENANCE ON VEHICLE DRZ 978L FOR AIRPIPE SUNDRIES TRAV	20260312	FULLY RECIEVED	1036739	R91 890,75
51	LEVIVI 22 ENGINEERING AND PROJECTS(2011/122519)	2,2KW 1 PHASE PUMP,2,2KW 1 PHASE MOTOR	20260324	OUTSTANDING DELIVERY	1036901	R95 178,60
52	LEGOBOLE GROUP PTY LTD (2020/542293/07)	BREAKFAST FOR 40 PEOPLE AND LUNCH FOR 150 PEOPLEFOR SEKHUKHUNE DIS	20260313	OUTSTANDING DELIVERY	1036793	R95 625,00
53	SGEHLEMBE PROJECT AND FIRE SERVICES (PTY) LTD	INTALLATION AND REPLACE FIRE EXTINGUISHERS FORSEKHUKHUNE DISTRICT M	20260323	OUTSTANDING DELIVERY	1036870	R96 175,00
54	BEN STRUCTIRAL STEEL ERECTION AND PROJECT	63MM UPVC PIPE CLASS 09	20260325	OUTSTANDING DELIVERY	1036921	R99 010,81
55	MAKGONATSOHLE TRADING ENTERPRISE (2007/1386)	PAYMENT FOR REPAIR AND MAINTENANCE ON VEHICLEDTX185L	20260312	FULLY RECIEVED	1036730	R99 963,75
56	META A KANYANE TRADING ENTERPRISE	HTH GRANULAR	20260325	OUTSTANDING DELIVERY	1036920	R101 402,40
57	MASA M PROJECTS PTY LTD	ACCOMODATION FOR RULES COMMITTEE FOR COUNCILLORS	20260323	OUTSTANDING DELIVERY	1036871	R101 885,40
58	ELIAS MOTSOLEDI MUNICIPALITY	LICENSING OF NINE MUNICIPAL VEHICLES IN SDMFNL 495 L	20260318	OUTSTANDING DELIVERY	1036841	R101 934,00
59	LEGOBOLE GROUP PTY LTD (2020/542293/07)	LOGISTICS FOR 200 PEOPLE FOR MPAC HEARING	20260323	OUTSTANDING DELIVERY	1036851	R104 765,00
60	ASHCOR TRAVELS PTY LTD	CONFERENCE PACKAGE AND ACCOMODATION FOR OFFICIALSATTENDING FOR	20260306	FULLY RECIEVED	1036711	R105 542,40
61	MAKGONATSOHLE TRADING ENTERPRISE (2007/1386)	REPAIRS FOR MAINTENANCE ON VEHICLE FSK 004L FORDIESEL PUMP RECON DI	20260312	FULLY RECIEVED	1036723	R105 690,75
62	MAKGONATSOHLE TRADING ENTERPRISE (2007/1386)	PAYMENT FOR REPAIR AND MAINTENANCE ON VEHICLEFMF865L	20260312	FULLY RECIEVED	1036734	R106 510,13
63	JOBAFRIK CONSULTING (2011/118078/07)	IMPLEMATATION OF MUNICIPAL FINANCE MANAGEMENT 18.1PROGRAMME FO	20260305	FULLY RECIEVED	1036700	R106 560,00
64	MAKGONATSOHLE TRADING ENTERPRISE (2007/1386)	PAYMENT FOR REPAIR AND MAINTENANCE ON VEHICLEDTK517L	20260312	FULLY RECIEVED	1036727	R110 613,90
65	MAKGONATSOHLE TRADING ENTERPRISE (2007/1386)	PAYMENT FOR REPAIR AND MAINTENANCE ON VEHICLEFKB961L	20260312	FULLY RECIEVED	1036726	R111 843,25
66	MAKGONATSOHLE TRADING ENTERPRISE (2007/1386)	PAYMENT FOR REPAIR AND MAINTENANCE ON VEHICLEFLP649L	20260312	FULLY RECIEVED	1036735	R113 559,63
67	KDM TRAVEL EXPRESS	ACCOMODATION FOR 10 MPAC COUNCILLORS	20260306	OUTSTANDING DELIVERY	1036706	R117 990,00
68	MAKGONATSOHLE TRADING ENTERPRISE (2007/1386)	REPAIR AND MAINTENANCE ON VEHICLE FNY 934L FOR18000L TANK REPAIR QC	20260312	FULLY RECIEVED	1036720	R118 148,13
69	MODIKANA L GROUP HOLDINGS 2023/880634/07	SUPPLY AND DELIVERY OF LAPTOPS FOR SDM PROJECTMANAGEMENT UNIT TEA	20260312	FULLY RECIEVED	1036746	R121 297,99
70	TEMOTLAKA (PTY) LTD (2019/169882/07)	MAYORAL OUTREACH PROGRAMME AT MAKHUDUTHAMAKGALOCAL MUNIVIP	20260306	OUTSTANDING DELIVERY	1036704	R127 161,25
71	MAKGONATSOHLE TRADING ENTERPRISE (2007/1386)	REPAIRS AND MAINTENANCE ON VEHICLE FKY 358L FORWATER BOTTLE LINING	20260312	FULLY RECIEVED	1036742	R128 565,98
72	OLRICH HOME OF TECHNOLOGY	COMPUTER PROGRAMME FOR UNEPLOYMENT LERNERS	20260305	FULLY RECIEVED	1036699	R132 000,00
73	MAHUBE TRAINING AND DEVELOPMENT (2002/0140)	IMPLEMENTATION OF APPRENTICESHIP PLUMBER PROGRAMME18.2 FOR 19 UN	20260312	FULLY RECIEVED	1036768	R143 797,04
74	MAHUBE TRAINING AND DEVELOPMENT (2002/0140)	IMPLEMATATION OF APPRENTICESHIP PLUBLER PROGRAMMEFOR 19 UNEMPLC	20260305	OUTSTANDING DELIVERY	1036702	R143 952,43
75	MAHUBE TRAINING AND DEVELOPMENT (2002/0140)	IMPLEMENTATION OF APPRENTICESHIP PLUMBER PROGRAMME18.2 FOR 19 UN	20260312	FULLY RECIEVED	1036770	R143 952,66
76	DIRANE TRADING (PTY) LTD (2011/129179/07)	CATERING FOR 150 GUESTS AND ACCOMODATION FOR 3OFFICIALS AT MOYOR	20260306	OUTSTANDING DELIVERY	1036708	R147 992,58
77	PUTUKU TRADING AND PROJECTS (PTY)LTD	BLUE INSULATION TAPE,5.5KW SUBMERSIBLE MOTOR 400V 15.5KW SUBMERSIB	20260318	OUTSTANDING DELIVERY	1036842	R180 224,55
78	NJ VAN DER WAL	BULK WATER SUPPLY AT ORHISTAD TOWN (FEB 2026)	20260323	FULLY RECIEVED	1036873	R188 895,18
79	FULLSWING TRADING 730	BIOMETRIC SECURITY ACCESS SOFTWARE	20260325	OUTSTANDING DELIVERY	1036913	R195 500,00
80	BLACKSKY INVESTMENS AND HOLDINGS	CATERING FOR MAYORAL OUTREACH PROGRAMME	20260306	OUTSTANDING DELIVERY	1036709	R195 521,85

R6 586 488,20

MFMA Section 71 financial reporting – March 2025/2026 financial year

Purchase Orders more than R 200 000

REQUEST FOR QOUTATIONS - R200 000 and Above						
No.	Supplier Name	Description of Service	Date Received By	Order Status	Order No.	Order Amount
1	DIRANE TRADING (PTY) LTD (2011/129179/07)	ACCOMODATION FOR 30 OFFICIALS TO CONDUCT A TRAININWORKSHOP ON MANA	20260324	FULLY RECIEVED	1036897	R221 490,00
2	BUMAZI PROPERTIES PTY LTD	PAYMENT OF SANITATION,SERVICE CHARGES AND WATER & ELECTRICITY	20260312	FULLY RECIEVED	1036760	R230 698,14
3	BEN STRUCTIRAL STEEL ERECTION AND PROJECT	CONCRETE SIX MILLIMETER CUBES	20260324	OUTSTANDING DELIVERY	1036905	R233 672,71
4	AFRICAN METER READING	PROPERY TAX	20260320	OUTSTANDING DELIVERY	1036849	R239 178,94
5	MURATHO LABORATORY SERVICES AND COUNSLTING	ANALYSIS OF FOOD AND WATER SAMPLE	20260312	FULLY RECIEVED	1036769	R249 278,56
6	MURATHO LABORATORY SERVICES AND COUNSLTING	PURCHASE ORDER OF R252915.40 PER QOUTATION FROMMURATHO LABORATORY	20260323	OUTSTANDING DELIVERY	1036852	R252 915,40
7	NKOTO CATERING AND PROJECT	SUPPLY AND DELIVERY OF WATER THROUGH TANKERINGTRUCKS TO ELIAS MOTSOA	20260325	FULLY RECIEVED	1036918	R276 575,00
8	DEPARTMENT OF WATER AND SANITATION	WATER USAGE	20260327	FULLY RECIEVED	1036932	R285 620,96
9	KEEWAVE TRADING 334	29MM GEDORE SOCKET,10000L PLASTIC TANKS,20MM CHROME/PLASSON TAPS	20260313	FULLY RECIEVED	1036786	R288 938,54
10	NTSHIANA TRADING ENTERPRISE (2007/219216/23)	CONCRETE	20260306	FULLY RECIEVED	1036714	R307 877,47
11	BUSINESS CONNEXIONS PTY LTD	EXPENDITURE SUPPORT FOR THE PERIOD ENDING2025/11/29	20260323	FULLY RECIEVED	1036885	R314 691,75
12	NMS LEPELLE NORTHERN WATER	BULK WATER SUPPLY AT GA-NKWANA (FEBRUARY 2026)	20260323	FULLY RECIEVED	1036858	R315 637,75
13	BUSINESS CONNEXIONS PTY LTD	EXPENDITURE SUPPORT FOR THE PERIOD ENDING2025/06/30	20260323	FULLY RECIEVED	1036872	R315 688,23
14	NKOTO CATERING AND PROJECT	SUPPLY AND DELIVERY OF WATER THROUGH TANKERINGTRUCKS TO EPHRAIM MOG	20260325	OUTSTANDING DELIVERY	1036919	R340 400,00
15	MANALA ATTORNEYS INC (2020/911897/21)	WITHDRAWAL OF SECURITY TENDER ON ADVERT.	20260305	FULLY RECIEVED	1036686	R345 022,43
16	MANALA ATTORNEYS INC (2020/911897/21)	SDM VERSUS MOGLOTLENG KGOPHANE.	20260305	FULLY RECIEVED	1036687	R345 850,37
17	WINTERBACH FAMILY TRUST	BULK WATER SUPPLY AT BURGERSFORT TOWN	20260323	FULLY RECIEVED	1036877	R350 807,40
18	MATUPUNUKA ICT PTY LTD	ICT NETWORK SUPPORT FEB 2026	20260323	FULLY RECIEVED	1036876	R352 836,41
19	ANAKA GROUP PTY LTD	RENTAL AND COST PER COPY .	20260305	FULLY RECIEVED	1036688	R373 979,13
20	ANAKA GROUP PTY LTD	Payment for Rental and Cost per Copy for February2026	20260303	FULLY RECIEVED	1036631	R381 281,50
21	HLABIRWA-BOLEKE TRADING (2012/009803/07)	GREASE,DISH WASH LIQUID SOAP,ANTIBACTERIAL HAND SOAP	20260324	OUTSTANDING DELIVERY	1036910	R385 059,33
22	TRUMINDED ENTERPRISES (2013/137692/07)	HANDLE AND INSTALL STORAGE TANKS AND STAND FORGA-MOKOFANE VILLAGE	20260306	OUTSTANDING DELIVERY	1036716	R388 656,30
23	NGOATO LE NAREADI CONSTRUCTION	BULK WATER SUPPLY AT MASHILABELE VILLAGE	20260324	OUTSTANDING DELIVERY	1036908	R398 006,95
24	MURATHO LABORATORY SERVICES AND COUNSLTING	ANALYSIS OF FOOD AND WATER SAMPLES	20260312	FULLY RECIEVED	1036776	R400 700,35
25	MINATLOU TRADING 450 CC (2010/138534/23)	PAYMENT FOR TRACKING OF MUNICIPAL VEHICLES FOR THEMONTH OF FEBRUARY 2	20260305	FULLY RECIEVED	1036696	R431 947,57
26	AFRICAN METER READING	METER READING SERVICES FOR THE MONTH OF MARCH 2026	20260324	OUTSTANDING DELIVERY	1036903	R499 470,16
27	NGOATO LE NAREADI CONSTRUCTION	WATER SUPPLY BY TANKERING AT MAKHUDUTHAMAGA CLINIC	20260326	FULLY RECIEVED	1036924	R510 600,00
28	LEFATSHE MINERALS AND CONSULTING (2015/025310/07)	CONSTRUCT CONCRETE PUMPHOUSE FOR MOTODI-(STASESECTION) AND MOTODI-	20260306	OUTSTANDING DELIVERY	1036715	R525 270,55
29	RAPOTOANE CONSTRUCTION JV NKAZIMULO RESOURCE	CATERING FOR 2026 LANGUAGE PROMOTION ANDINTERNATIONAL MOTHER TONGI	20260303	FULLY RECIEVED	1036635	R529 461,47
30	NMS LEPELLE NORTHERN WATER	BULK WATER SUPPLY AT STEELPOORT (FEBRUARY 2026)	20260323	FULLY RECIEVED	1036865	R595 409,50
31	JEM CORPORATES(2014/168006/07)	SUPPLY AND DELIVER 10 000 LITRES FLOCCUNLANT(SUID FLOC (3850)) FOR VERGELE	20260325	FULLY RECIEVED	1036914	R627 680,35
32	PK LEGODI INC (2020/803031/21)	SEKHUKHUNE DISTRICT MUNICIPALITY VERSUS TSS//MABOTWANE SECURITY	20260312	FULLY RECIEVED	1036754	R630 000,00
33	LAKAYLA INVESTMENT (2022/245634/07)	Payment for Internet Services and Domain Hosting	20260313	FULLY RECIEVED	1036782	R680 732,10
34	BLACKSKY INVESTMENS AND HOLDINGS	SUPPLY	20260304	OUTSTANDING DELIVERY	1036646	R685 510,24
35	KHUMO AND ANATI CIVILS (2018/296306/07)	50MM X 100M HDPE PIPE CLASS 10	20260306	FULLY RECIEVED	1036713	R700 012,27
36	LIMCOUNTS (2018/539631/07)	ASSETS MANAGEMENT SUPPORT AND DISBURSEMENT	20260303	FULLY RECIEVED	1036634	R726 351,50
37	NGOATO LE NAREADI CONSTRUCTION	DRILLING AND EQUIPPING FOR THE CONSTRUCTION OF APIPELINE FROM THE BOREH	20260312	FULLY RECIEVED	1036747	R748 716,54
38	BUMAZI PROPERTIES PTY LTD	RENTAL,COST RECOVERY	20260320	FULLY RECIEVED	1036848	R861 981,02
39	DR JS MOROKA LOCAL MUNICIPALITY	BULK WATER SUPPLY AT MOUTSE TLC FOR JANUARY 2026	20260305	FULLY RECIEVED	1036676	R863 902,56
40	BOTEPO GROUP PTY LTD (2017/380934/07)	EMPTYING AND CLEANING OF 599 VIP TOILETSIN MATLEREKENG RDP	20260312	FULLY RECIEVED	1036753	R883 700,00

MFMA Section 71 financial reporting – March 2025/2026 financial year

41	ELIAS MOTSOALEDI MUNICIPALITY	Electricity Payment	20260312	FULLY RECIEVED	1036758	R970 452,33
42	SEGOKGOME TRADING AND PROJECTS	PROCUMENT OF GIS EQUIPMENTS	20260306	FULLY RECIEVED	1036707	R985 791,50
43	PK LEGODI INC (2020/803031/21)	SEKHUKHUNE DISTRICT MUNICIPALITY VERSUS AFRIFORUM//DIRECTIVE	20260312	FULLY RECIEVED	1036755	R1 100 023,00
44	NMS LEPELLE NORTHERN WATER	BULK WATER SUPPLY AT HLOGOTLOU (FEBRUARY 2026)	20260323	FULLY RECIEVED	1036863	R1 108 394,82
45	BOGOSHI MAGOSHI TRADING AND PROJECTS	DEVELOPMENT OF ONE BOREHOLE FOR MOSHATE GA NKOANA	20260305	FULLY RECIEVED	1036659	R1 147 738,47
46	T4 REASONS	EQUIPPING OF EXISTING BOREHOLE IN MONSTERLUSSTADIUM VIEW VILLAGE UNDE	20260312	FULLY RECIEVED	1036751	R1 176 405,99
47	DIKGALE AND SEBEGO ENERGIES & CONSTRUCTION PTY	WATER TANKERING AT MAKHUDUTHAMAGA CLINICS	20260330	OUTSTANDING DELIVERY	1036963	R1 191 400,00
48	KATLEGO YA SENTSHO PROJECTS PTY LTD 2012/011966/	APPOINTMENT OF A SERVICE PROVIDER FROM PANEL OFOF CONTRACTORS TO REFU	20260303	FULLY RECIEVED	1036621	R1 224 095,62
49	KATLEGO YA SENTSHO PROJECTS PTY LTD 2012/011966/	APPOINTMENT OF A SERVICE PROVIDER FROM A PANEL OFCONTRACTORS TO REFUF	20260303	FULLY RECIEVED	1036622	R1 224 095,62
50	BLACKSKY INVESTMENS AND HOLDINGS	EQUIPPING OF BOREHOLE AND CONSTRATION OF PIPELINEAT MOSHATE GA-MAPHO	20260324	OUTSTANDING DELIVERY	1036899	R1 275 960,48
51	TUBATSE SECURITY SERVICES	FOR THE PROVISION OF PHYSICAL SECURITY PERSONNELON SDM OPERATION SITES	20260305	FULLY RECIEVED	1036673	R1 285 617,29
52	KGWADI YA MADIBA GENERAL TRADING AND PROJECTS	EQUIPPING OF BOREHOLEAND INSTALLATION OF COMMUNAL STANDPIPES(ST RITA	20260312	FULLY RECIEVED	1036779	R1 292 481,46
53	PUTUKU TRADING AND PROJECTS (PTY)LTD	DRILLING AND EQUIPING OF BOREHOLE AT LUCKAU	20260324	FULLY RECIEVED	1036898	R1 293 582,01
54	BOGOSHI MAGOSHI TRADING AND PROJECTS	DEVELOPMENT OF ONE BOREHOLE AT MOSHATGESTRAYKRAAL A	20260305	OUTSTANDING DELIVERY	1036660	R1 293 775,78
55	MPHEGOLLE TRADING ENTERPRISE (2015/343501/07)	DRILL AND EQUIPPING FOR DEVELOPMENT OF BOREHOLEAT SENKAPUDI	20260312	FULLY RECIEVED	1036780	R1 297 674,86
56	MPHEGOLLE TRADING ENTERPRISE (2015/343501/07)	DRILLING AND EQUIPPING FOR DEVELOPMENT OF TWOBOREHOLES FOR MOGASHW	20260312	FULLY RECIEVED	1036781	R1 297 674,86
57	NGOATO LE NAREADI CONSTRUCTION	DRILLING AND EQUIPPING FOR BOREHOLE DEVELOPMENTFOR MPHANAMA	20260325	OUTSTANDING DELIVERY	1036912	R1 297 823,19
58	DITLOU SUPPLIERS AND SERVICES (2006/043378/23)	DEVELOP ONE BOREHOLE AT MARAGANENG VILLAGE UNDERHLOGOTLOU DEPOT	20260312	FULLY RECIEVED	1036777	R1 297 932,95
59	FITO AND SONS CONSTRUCTION AND PROJECTS	SERVICE PROVIDER FROM THE PANEL OF CONTRACTORS TOREFURBISH ONE EXISTIN	20260305	FULLY RECIEVED	1036664	R1 298 131,89
60	FITO AND SONS CONSTRUCTION AND PROJECTS	SERVICE PROVIDER FROM THE PANEL OF CONTRACTORS TOREFURBISH ONE EXISTIN	20260305	FULLY RECIEVED	1036665	R1 298 131,89
61	FITO AND SONS CONSTRUCTION AND PROJECTS	SERVICE PROVIDER FROM THE PANEL OF CONTRACTORS TOREFURBISH ONE EXISTIN	20260305	OUTSTANDING DELIVERY	1036666	R1 298 585,96
62	MAUNYATLALA SHAKWANA PTY LTD	APOINTMENT OF A SERVICE PROVIDER FROM A PANELOF CONTRACTORS TO REFURE	20260303	FULLY RECIEVED	1036632	R1 298 710,35
63	MAUNYATLALA SHAKWANA PTY LTD	APPOINTMENT OF A SERVICE PROVIDER FROM A PANEL OFCONTRACTORS TO REFUF	20260303	FULLY RECIEVED	1036628	R1 298 776,05
64	KATLEGO YA SENTSHO PROJECTS PTY LTD 2012/011966/	EQUIPING AND BOREHOLE DRILLING AT MPHELENG-NTSWELEMOTSE BH 02	20260303	FULLY RECIEVED	1036625	R1 298 779,84
65	FITO AND SONS CONSTRUCTION AND PROJECTS	DRILL AND EQUIPPING OF BOREHOLE IN MOTETEMASHUSHUMENG	20260317	FULLY RECIEVED	1036834	R1 299 025,66
66	FITO AND SONS CONSTRUCTION AND PROJECTS	DRILL AND EQIPPING OF BOREHOLE IN HIGH VIEWMOTETEMA	20260317	FULLY RECIEVED	1036835	R1 299 025,66
67	FITO AND SONS CONSTRUCTION AND PROJECTS	DRILL AND EQUIPPING BOREHOLE IN MOTETEMA RANGERS	20260317	OUTSTANDING DELIVERY	1036836	R1 299 025,66
68	PICABIZ 367	DRILLING AND EQUIPING FOR DEVELOPMENT OF BOREHOLEAT MZANSI VILLAGE	20260325	FULLY RECIEVED	1036915	R1 299 331,58
69	PICABIZ 367	DRILLING AND EQUIPING FOR DEVELOPMENT OF BOREHOLEAT MAPHEPHA VILLAGE	20260325	FULLY RECIEVED	1036916	R1 299 331,58
70	PICABIZ 367	DRILLING AND EQUIPING FOR DEVELOPMENT OF BOREHOLEAT MOGAUNG VILLAGE	20260325	FULLY RECIEVED	1036917	R1 299 331,58
71	MAUNYATLALA SHAKWANA PTY LTD	DEVELOPMENT OF BOREHOLE AT STOMPO VILLAGE NEXT TOCHURCH CONNECTING	20260303	FULLY RECIEVED	1036630	R1 299 416,45
72	T4 REASONS	EQUIPPING OF EXISTING BOREHOLE IN DONKEYSTOP/ELANDSLAAGTE VILLAGE UNDE	20260312	FULLY RECIEVED	1036752	R1 299 800,28
73	KGWADI YA MADIBA GENERAL TRADING AND PROJECTS	EQUIPING OF BOREHOLEAND INSTALLATION OF COMMUNAL STANDPIPES -GAMAIL	20260312	FULLY RECIEVED	1036749	R1 299 997,87
74	KGWADI YA MADIBA GENERAL TRADING AND PROJECTS	EQUIPING OF BOREHOLEAND INSTALLATION OF COMMUNAL STANDPIPES -GAMAIL	20260312	FULLY RECIEVED	1036750	R1 299 997,87
75	TUBATSE SECURITY SERVICES	FOR THE PROVISION OF PHYSICAL SECURITY PERSONNELON SDM OPERATION SITES	20260305	FULLY RECIEVED	1036674	R1 302 533,31
76	IETS OF MACH PTY LTD (2015/258226/07)	EMPTY AND CLEAN TOILETS UNITS FORWALTER SISULU RDP WARD 9 OF ELIAS MOT	20260318	FULLY RECIEVED	1036840	R1 411 000,00

IV. ASSET MANAGEMENT

A. MONTHLY PERFORMANCE ANALYSIS REPORTS:

ASSET PROCUREMENT ANALYSIS REPORT:

This section of the report relates to the asset spend analysis (quantum and rand value) during the past month for all asset transactions.

OTHER ASSET PURCHASES	QUANTITY	CLASSIFICATION	March 2026
Movables Assets additions	09	Computer Equipment	R2 262 522,51
	194	Machinery and Office Equipment	R1 421 643,44
	0	Transport Assets	R0.00
Intangible assets	0	Intangible Assets	R0.00

The various values in the table above, determines the nature of the asset as well as the appropriate accounting treatment as follows:

INFRASTRUCTURE ASSET PURCHASES	QUANTITY	FACILITY CLASS	VALUE
Infrastructure additions -Water Supply (New and replacement assets)	02	Water Supply	R4 706 919,52
- Completed Projects	00	Water and Sanitation	R0,00

NB. Water infrastructure projects are capitalised upon completion as and when we obtain all relevant documentation from IWS.

ASSET DISPOSAL ANALYSIS REPORT:

This section of the report relates to the asset disposals (quantum and rand value) that occurred during the past month for all disposal transactions by means of a transfer, donation, and tender or competitive sale process.

ASSET PURCHASES	QUANTITY	CLASSIFICATION	VALUE
Asset Disposals through Transfers	-	-	R NIL
Asset Disposals through Donations	-	-	R NIL
Asset Disposals through Tender or Sale Process	-	-	R NIL
TOTAL TRANSACTION VALUE (Including VAT)	-	-	R nil

PROPERTIES

ASSET PURCHASES	QTY	CLASSIFICATION	EXTENSION	VALUE
Properties Transfers In	-		-	R 0.00
Properties Transfers Out	-		-	R 0.00

WIP ADDITIONS

The total Work in Progress additions for the month of March to R65 486 176,40

PHYSICAL VERIFICATION OF WIP AND COMPLETED CAPITAL PROJECTS

43 WIP and completed projects were visited during the month of March 2026.

G. RETENTION ANALYSIS

Opening Balance	2025/2026 Raised YTD	2025/2026 Retention Raised July	1 years	2 years	3 years +	2025/2026 Retention Paid YTD	2025/2026 Retention Paid July	Closing Balance 2025/2026 YTD
214 880 607.04	32 425 478.14	5 795 208.67	73 023 917.78	87 698 557.30	76 023 917.78	10 559 691.92	1 132 150.68	236 746 393.26

ACHIEVEMENTS

1. The FAR was updated during December month.
2. WIP and Assets Additions, Retention, Commitment and WIP registers were reviewed and updated.

PROJECTS IN THE ASSETS MANAGEMET UNIT THAT ARE CURRENTLY UNDERWAY

1. SOLAR Asset Management Module activation and training by BCX Consultant.
2. Tagging O &M materials and CRR at depots continuous.
3. Collection of new Immovable assets coordinates to continue during monthly verifications.
4. Update the Asset Module with monthly additions.
5. Additional CRR verifications continues.
6. Planning of Mid-year verification

CHALLENGES

1. Late submission of relevant unbundling documentations for completed infrastructure capital projects by the user department-IWS.
 2. Overdue Stagnant/slow moving WIP projects.
 3. Movement of assets by user departments (Facility, IT and IWS) without involvement of Assets Unit.
 4. Lack/ Inadequate documentation for halted and slow-moving projects
-

9. ANNEXURE B: COMPLIANCE WITH THE CONDITIONS FOR MUNICIPAL DEBT RELIEF

A. MFMA Circular 124 – Municipality Compliance Self-Assessment

Annexure 02 - Monthly

Department of Water and Sanitation and National Treasury
Water Debt Relief
Water Debt Relief Guideline
Municipal Finance Management Act No. 56 of 2003

Municipality Self-Assessment

Certificate of Compliance: Water Debt Relief Conditions

Period	Mar-26
National Financial Year	2025/26
Demarcation Code of Municipality being assessed	DCAT
District	Sekhukhune
Demarcation Description	Sekhukhune

I, Meshack Kgwale, hereby certify that the Municipality monitored its compliance against the conditions of Municipal Debt Relief as set-out in the Water Debt Relief Guideline and that the Municipality is satisfied and certifies that it fully complies with the conditions as set-out in the table below:

Water Debt Relief Conditions (Monthly reporting) Choose from drop down list

Condition	7.1. Monitoring the bulk water current account – <small>Sum of amounts for the purpose of this section shall be assessed for a single month's accounting that are due and payable during the month being assessed.</small>	Response	Notes/Comments
7.1.1	- Has the municipality paid its bulk water current account within 30 days of receiving the relevant invoice (this applies to all municipalities, including metros)? <i>Note - refer condition 7.1.</i>	Yes, fully paid	
7.1.1.1	- Has the municipality submitted the supporting evidence of the bulk water current account payment(s) to the relevant Water Board (WB) and/ or Water Trading Entity (WTE) and / or Water User Association (WUA) within 1 day of making any such payment (in PDF format)?	Yes	
7.1.1.2	- Has the municipality submitted the consolidated proof of payments to the respective bulk suppliers to the National Treasury (Gauteng) and/ or https://gautengportal.treasury.gov.za by the 10th working day of the month following the invoice date (in PDF format)?	Yes	
7.1.2	- Does the amount of the bulk water current account payment as per the proof of payment reconcile to the amount recorded on the financial system as per the mCOCA data string and the section 41(2) MFMA statement of the Water Board (WB) and/ or Water Trading Entity (WTE) and / or Water User Association (WUA)?	Yes	
7.2. Accounting Treatment and mCOCA Reporting			
7.2.1	Accounting Treatment - has the municipality fully accounted for and correctly reported on the write-off of its Water and/or Debt (both existing as on 30 September 2024) as per any written instruction of the National Treasury, Office of the Accountant General and MT, CO, Local Government Budget Analysis issued for Water Debt Relief to date?	N/A (No write-off yet)	
7.2.2	Did the municipality account for any related benefit (e.g. interest suspension, etc.) and does such align with mCOCA?	N/A (No benefit yet)	
7.3. Monitor and report on implementation –			
7.3.1	MFMA section 71 reporting - has the municipal council and senior management team instituted processes to monitor and enforce accountability for the implementation of the Water Debt Relief Conditions as part of the implementation of the municipality's funded budget (and Budget Funding Plan where relevant)?	Yes	
7.3.1.1	Does the municipality's MFMA section 71 statement for the month being assessed include the municipality's water debt relief compliance self-assessment (signed by the Municipal Manager) - in the format of the Water Debt Relief compliance certificate (Annexure 02 of the Water Debt Relief Guideline)?	Yes	
7.3.2. Does the municipality's MFMA section 71 statement for the month being assessed -			
7.3.2.1	Part A: include the municipality's progress against its approved funded budget?	Yes	
7.3.2.2	Part B: If the municipality's budget was assessed as unfunded by any of the Treasuries, the municipality include the progress against approved Budget Funding Plan?	N/A (Budget is Funded)	
7.3.2.3	- Does the municipality's progress report envisaged in Part A and B above clearly demonstrate that the municipality is achieving the required Water Debt Relief compliance?	Yes	
7.3.2.4	- Include the municipality's water losses (both in Rand value and kilolitres) for the month being assessed? (MFMA Circular 71)	Yes	
7.3.2.5	- Include the municipality's energy losses (both in Rand value and kilowatt hours) for the month being assessed? (MFMA Circular 71)	Does not have the function	
7.3.2.6	- If the municipality is unable to calculate and report on its water and/or energy losses, did the municipality make any progress in terms of its loss calculation/ reporting strategy towards calculating and reporting on such losses?	N/A (able to calculate/ report on losses)	
7.3.2.7	- Include the progress made to reduce the municipality's reported water and/ or energy losses against its water and energy losses reduction strategy ?	Yes	
Municipalities with financial recovery plans (FRP)			
7.3.2.8	- Municipalities with financial recovery plans (FRP) - If the municipality has a FRP as envisaged in the prevailing local government legislative framework. Did the municipality's FRP progress report during the month being assessed, explicitly include the municipality's progress against those components of the FRP aimed to achieve water debt relief compliance as part of achieving a funded budget?	Yes	
7.3.2.9	- Municipalities with financial recovery plans (FRP) - Was the municipality's FRP progress report during the month being assessed, submitted to the relevant Provincial Executive?	Yes	
7.3.2	- If progress is slow in terms of paragraph 7.3.1, is the municipal council and senior management team's active intervention evident from the narratives supporting the municipality's monthly MFMA section 71 reporting and recorded on the financial system as per the mCOCA data string?	Yes	

PE/HOD/MT/PM Name: Meshack Kgwale

Signature of PE/HOD/MT/PM:

Date: 10/04/2026

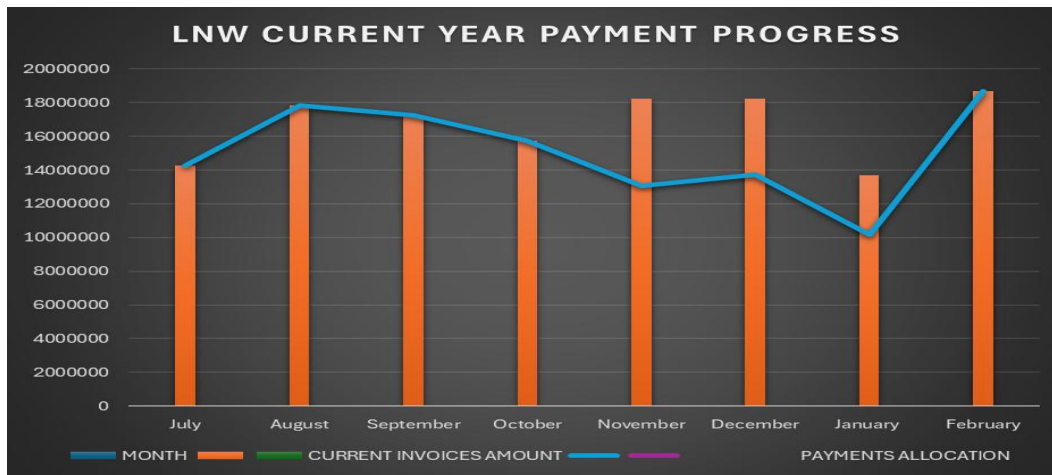
*Note - If the official is signing on behalf of the Head of the Provincial Treasury (HOD), Municipal Manager, the written provision of the HOD/MT/PM must be attached as an Annexure to the Certificate of Compliance.

*Note - The Signed Certificate to be uploaded on Goniwe asset and include comments column - comments need to be incorporated into the related PF report

B. Municipal Debt Relief Performance across the period of debt relief participation

BULK WATER SUPPLY RECONCILIATION (LEPELLE NORTHERN WATER)								
MONTH	CURRENT INVOICES AMOUNT	REPAYMENT ARRANGEMENT	INTEREST	PAYMENTS ALLOCATION			OUTSANDING CURRENT INVOICES	CUMMULATIVE OUTSTANDING
				PAYMENT	PAYMENT %	PAYMENT DATE		
Opening bal	269 186 062,02			R61 277 569,12		2025/12/22		R207 908 492,90
July	R14 279 293,63	R14 279 293,63	R2 272 642,74	R14 279 293,63	100,00%	2025/09/10	R0,00	R210 181 135,64
August	R17 840 521,83	R17 840 521,83	R2 042 892,49	R17 840 521,83	100,00%	2025/09/15	R0,00	R212 224 028,13
September	R17 237 687,58	R17 237 687,58	R1 980 684,06	R17 237 687,58	100,00%	2025/10/24	R0,00	R214 204 712,19
October	R15 722 704,28	R15 722 704,28	R2 003 825,64	R15 722 704,28	100,00%	2025/11/18	R0,00	R216 208 537,83
November	R18 230 313,95	R18 230 313,95	R1 922 256,79	R13 075 243,88	71,72%	2025/12/22	R5 155 070,07	R223 285 864,69
December	R18 223 930,53	R18 223 930,53	R1 878 283,05	R13 713 558,16	75,25%	2026/01/30	R4 510 372,37	R229 674 520,11
January	R13 703 942,71	R13 703 942,71	R1 732 903,21	R10 167 946,55	74,20%	2026/02/12	R3 535 996,16	R234 943 419,48
February	R18 664 298,82	R18 664 298,82	R0,00	R18 664 298,82	100,00%	2026/03/24	R0,00	R234 943 419,48
March								
TOTAL	R403 088 755,35	R133 902 693,33	R13 833 487,98	R181 978 823,85			R13 201 438,60	R234 943 419,48

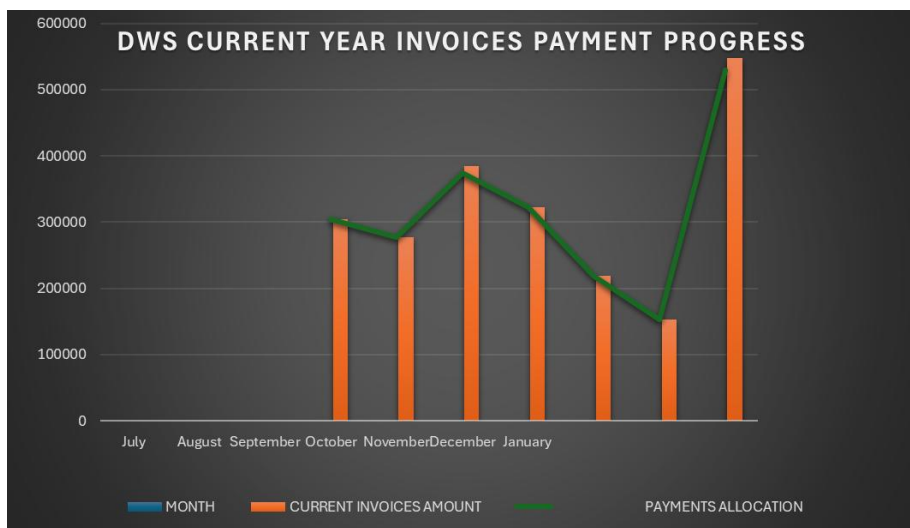
Note: we also paid R30 482 243,91 on the 24th of March in relation to prior period invoices.



MFMA Section 71 financial reporting – March 2025/2026 financial year

BULK WATER SUPPLY RECONCILIATION (DEPARTMENT OF WATER AND SANITATION)								
MONTH	CURRENT INVOICES AMOUNT	REPAYMENT ARRANGEMENT(100 %)	INTEREST	PAYMENTS ALLOCATION				CUMMULATIVE OUTSTANDING
				PAYMENT	PAYMENT %	PAYMENT DATE	OUTSANDING CURRENT INVOICES	
Opening bal								R31 602 527,24
July	R304 177,10	R304 177,10	R0,00	R304 177,10	100,00%	2025/12/12	R0,00	R31 602 527,24
August	R277 479,29	R277 479,29	R0,00	R277 479,29	100,00%	2025/12/12	R0,00	R31 602 527,24
September	R385 097,61	R385 097,61	R0,00	R374 152,60	97,16%	2025/12/09	R10 945,01	R31 613 472,25
October	R322 931,32	R322 931,32	R0,00	R322 931,32	100,00%	2025/12/12	R0,00	R31 613 472,25
November	R218 179,57	R218 179,57	R0,00	R218 179,57	100,00%	2026/01/30	R0,00	R31 613 472,25
December	R152 563,29	R152 563,29	R0,00	R152 563,29	100,00%	2026/02/27	R0,00	R31 613 472,25
January	R548 146,55	R548 146,55	R0,00	R529 114,18	96,53%	2026/03/31	R19 032,37	R31 632 504,62
February								
TOTAL	R2 208 574,73	R2 208 574,73	R0,00	R2 178 597,35			R29 977,38	R31 632 504,62

NOTE: As at 31 March 2026, we have not received February invoices. Aslo we received invoices for other accounts and we processed them, hence the figure is high this month



C. Maintaining the Water Bulk Current account & Water losses

Water Losses for the Period ending 31 March 2026					
Technical Losses (Kilolitres)	Technical Losses (Rands)	Non-Technical Losses (Kilolitres)	Non-Technical Losses (Rands)	Total Water Losses (Kilolitres)	Total Water Losses (Kilolitres)
1 005 721,00	5 423 121,21	-	-	1 005 721,00	5 423 121,21

10. ABBREVIATIONS

Abbreviation	Description
BAC	Bid Adjudication Committee
BEC	Bid Evaluation Committee
UD	User Department
CS	Corporate Services
CFO	Chief Financial Officer
SCMU	Supply Chain Management Unit
BSC	Bid Specification Committee
CK	Company Registration
MFMA	Municipal Finance Management Act
SCMP	Supply Chain Management Policy
S.D.M	Sekhukhune District Municipality
NT	National Treasury
BO	Buy Order
RF	Requisition Form
BF	Bid File
CIDB	Construction Industry Development Board
SP	Service Provider
MM/AC	Municipal Manager/Accounting Officer
BCM	Bid Committee Member
TCC	Tax Clearance Certificate