



SEKHUKHUNE
District Municipality

February 2025/2026

Section 71 Financial Report

Contents

1. Executive Summary	2
A. Liquidity Measurement.....	2
1. Cash Flow and Investment Management.....	3
2. Expenditure management	4
3. Water Debt Relief	4
4. Revenue management	7
5. Supply Chain management	9
6. Asset management	12
7. BUDGET MONITORING	14
8. ANNEXURE A: C-SCHEDULE/ SCHEDULES	15
I. EXPENDITURE MANAGEMENT.....	27
III. Supply Chain Management.....	39
IV. ASSET MANAGEMENT.....	58
9. ANNEXURE B: COMPLIANCE WITH THE CONDITIONS FOR MUNICIPAL DEBT RELIEF	61
10. ABBREVIATIONS	3

1. Executive Summary

A. Liquidity Measurement

The current ratio is measuring the short-term solvency of the municipality. It measures the extent to which the municipality's current assets cover its current liabilities. The ratio format divides the total current assets by the total current liabilities as the time or reporting and the norm is that the municipality's current assets will cover its current liabilities by **the norm range between 1.5 to 2:1** as per MFMA Circular no.71.

The ratio computation was as follows:

Current assets/current liabilities

624 285 200,23 / 760 435 604,11

=0.85

Table (i) Current ratio

	February 2026	January 2026
Current ratio	0.82: 1	0.92: 1

The municipality's current ratio was below the norm range of between 1.5 to 2:1 as at the end of February 2026, the cash and short-term investments balances contributed quite significantly to the unfavourable current ratio for this period with a combined closing balance of R 363 876 663,86.

Acid-Test Ratio

The acid-test ratio compares the municipality's "quick assets" (cash and accounts receivable) to its current liabilities. It is used to determine short-term liquidity of the municipality. The ratio format considers the total current assets less inventory items which will normally be difficult to liquidate though the municipality is not trading entity and divide by the total current assets as at the reporting date with a good ratio considered to be 1:1 as a norm.

The ratio computation was as follows:

(current assets – inventory) / current liabilities

(624 285 200,23 - 10 961 815,57) / 760 435 604,11

0.81

Table (ii) Acid-Test Ratio

	February 2026	January 2026
Acid-test ratio	0.81:1	0.91:1

1. Cash Flow and Investment Management

The municipality's primary bank account closed with a positive balance of about R 34 602 176,75 and short-term investments closed at R 329 274 487,11. The combined interest earned on short investment amounts to R 2 115 518,80 as of 28th February 2026.

Below is a breakdown of the short-term investment accounts per the banking Institution:

No:	Account number / description	28 th February 2026
1	FNB Account No. 62858613980	R 240 487 515,63
2	STANDARD BANK Account No. 238890708008	R 86 504 416,32
3	NEDBANK Account No. 7881071850	R 1 107 941,03
4	ABSA Account No. 9368456281	R 1 174 614,13
5	ABSA Account No. 2080786868	-
6	ABSA Account No. 2080973405	-
	Total	R 329 274 487,11

Cash flows from operating activities amounts to a positive R 71 606 535,17 during the month ending on the 28th February 2026. This amount is calculated by subtracting Payments to employees and suppliers to the amount of R 108 379 550,47 from the total receipts of R179 986 085,64.

The municipality did pay in total an amount of R 51 363 785,55 on capital projects. The municipality also reported a net increase in cash held to an amount of R 20 242 749,62 during the month ending on the 28th February 2026.

2. Expenditure management

The total invoices received from suppliers were 253 during the month ending on the 28th of February 2026, 134 invoices at a total rand value of R 74 714 355,35 were processed and paid.

R354 513 957,23 in purchase orders, R225 998,44 in sundry purchases, R33 095 813,80 in capital projects and R8 845 788.66 in 3rd party payments were processed as at 28th February 2026, totalling R387 835 769,47.

The municipality incurred an expenditure to an amount of R 36 334 233,08 on employee related costs for the month of February 2026. Expenditure on council remuneration was R 1 191 501,21 for the same month.

Depreciation on non-current assets was R 65 964 533,33 as at the end of February 2026.

R 39 235 388,77 was the expenditure on contracted services for the month of February 2026. Contracted services include amongst others the security services operational fleet expenses, photocopying machines and vehicle tracking services.

Expenditure on transfers and subsidies was R 328 453,82 for the month of February 2026.

R 16 897 728,61 was the expenditure on other operations expenditure programmes for the month under review.

3. Water Debt Relief

The municipality' budget for Bulk water supply is fully funded through the equitable share. Currently the municipality as a Water Authority has an agreement with 3 bulk water suppliers namely, Lepelle Northern Water (LNW) and Department of Water and Sanitation (DWS). The municipality has budgeted to collect 60% of the billed revenue on service charges and has collected 50% % of the billed R11 170 808,29 for the month of February 2026. An amount of R5 586 440,14 was collected. The year-to-date actual revenue on service charges is R65 826 117,80 out of the year-to-date budgeted revenue of R 77 201 160,00 which is 85%.

Currently as at 28th February 2026, the Municipality has paid all invoices received as per the payment arrangement entered with Lepelle Northern Water to service the current accounts except for few disputed invoices from Lepelle Northern Water where Our technical team went on site for verification and found problems on the sites. Therefore, they did not agree with the invoice amounts, and they couldn't sign off on them. Hence, we paid only 74,2% of the invoices. The matter has not been as at 28th February 2026. The municipality has paid a total of

R132 832 281,12 for Lepelle Northern Water and R1 649 483,17 for DWS in servicing their current account as at 28th February 2026. The municipality has incurred R 5 708 599,14(1 089 252,28kl) in water losses as at the February 2026. The municipality's strategy to reduce the water losses is currently in progress and being applied to reduce the amount of water losses to an acceptable level of 15% to 30% as per MFMA circular 71.

The municipality had voluntarily on the monthly basis is preparing the FRP in term of Chapter 13 of the Municipal Finance Management Act (Act No. 56, 2003) and currently is on the Rescue phase. Furthermore, the municipality is submitting the FRP to Provincial Treasury and upload the report.

Financial ratios on operational expenditure:

(i) **Employee related cost as % of total operational expenditure:**

Norm is between 25% – 40%

Employee related costs/ Total operating expenditure x100

289 502 037,06 / 927 645 216,18 x100

=31%

The municipality has incurred in total R289 502 037,06 in employee related costs to date as at end of 28th February 2026. The expenditure incurred amounts to 31% of the total operational expenditure.

(ii) **Contracted services as a % of total operational expenditure:**

Norm is between 2% - 5%

Contracted services/ Total operating expenditure x100

325 426 032,23 / 927 645 216,18 x100

=35%

The expenditure on contracted services is currently above the 5% required norm on contracted services currently include amongst others the security services, operating leases on office buildings and photocopying machinery, and municipal fleet.

(iii) **Capital expenditure budget implementation indicator:**

Norm is between 95% - 100%

Actual capital expenditure/ Budgeted capital expenditure x100

345 613 577,12 / 302 765 644,20 x100

=114%

(iv) **Operating expenditure budget implementation indicator:**

Norm is between 95% - 100%

Actual operating expenditure/ budgeted operating expenditure x100

927 645 216,18 / 957 071 325,60 x100

=97%

Implementation on the operational expenditure budget was at 97% to date as at 28th February 2026.

(v) **Service Charges Revenue Budget Implementation Indicator**

The norm range between **95% and 100%**

Actual Service Charges Revenue / Budgeted Service Charges Revenue x 100

65 826 117,80 / 77 201 160 x 100

=85%

4. Revenue management

A total of 7 219 water meter readings were captured as at 28th February 2026. This is an increase of 86 meters from the previous month of January 2026.

Total revenue billing on water and sanitation services was reported at R11 170 808,29. An amount of R5 586 440,14 was collected for the month of February 2026, collection rate was recorded at 50% for this period, the municipality did budget to collect 60% of the own revenue sources. The revenue collected increased by R2 979 466,02 (114,29%) as compared to the previous month. The credit control and debt management policy was implemented from 1st July 2024, notices of disconnections were issued to all government departments with arrear accounts, businesses with arrear accounts were also swerved with notices and disconnections of water supply were implemented subsequently. Most revenue was collected around the areas of Tubatse Fetakgomo collected from the mines alone through disconnections of illegal connections. We continue to implement the credit control policy to other areas like Elias Motsoaledi, Ephraim Mogale and Makhuduthamaga.

We've successfully obtained permission from the National Treasury to participate in the RT29 transversal contract on prepaid smart water metering. All companies appointed under the RT29 were invited to the municipality for individual presentations on the contract, four of the seven companies responded and presentations were made to the revenue enhancement committee for evaluation in terms of the required specifications suitable to address the revenue related issues of the municipality, we're at an advanced stage to finalize the appointment of a suitable provider during the second quarter of the financial year.

The plan to implement the installation and maintenance of the smart water meters is outlined as follows in a process flow:

- The business community has been identified as the targeted customer group for piloting purposes.
- Greater FetakgomoTubatse will be our first area for installations given the larger business community in the area.
- Elias Motsoaledi will be second, followed by Ephraim Mogale and lastly Makhuduthamaga.
- Government departments will be second in terms of the targeted customer group for installations.
- Engagements already initiated with the departments as awareness on the smart pre-paid water meters.
- Households will be the third and last targeted customer group for installations with about 14 areas already identified for potential revenue growth.
- Installation of the bulk smart water meters at all off take points operated by the Lepelle Northern Water and some of the residential estates already identified.

The following processes will unfold during the implementation of the smart water metering:

- Establishment of satellite offices in each sub region as our technical support centre.
- Local municipal offices are to be used as satellite offices, Tubatse & Ephraim Mogale office spaces already secured.
- Training of staff and awareness campaigns to customers on how to utilise the new smart water meter system and request support.
- Establishment of a call centre facility for technical support.
- Installation of the vending points in various convenient stores.
- A one-month trial period is to be implemented in FetakgomoTubatse to test the efficiency of the system.

Notices of disconnection were also served to the government departments, and payments for services have since improved with the exception of two departments (Provincial Public Works & Education), the provincial department of Coghsta is currently discussions between the municipality and the two departments with reconciliations of the outstanding amounts at an advanced stage. The two departments visited the municipal offices for reconciliation of the amounts.

The revenue unit will embark on four revenue enhancement and collection campaigns within the district starting from 1st of February 2026 , procurement of the promotional material already has started. The campaign will promote payment of basic services, discourage illegal water connections, invitation of the applications as indigents and collection of data for purposes of automation of the billing data.

5. Supply Chain management

The following processes of procurement were implemented as at 28th February 2026:

- (i) Purchase orders equal or less than R 30 000 VAT Inclusive:
296 Quotations to a total rand value of R2 214 673,18 were processed for the procurement of goods and services.
- (ii) Purchase orders more than R 30 000 but less than R 200 000 VAT Inclusive:
99 Quotations to a total rand value of R7 393 171,48 were processed for the procurement of goods and services.
- (iii) Purchase orders more than R 200 000 VAT Inclusive:
51 orders with a total rand value of R54 050 443,64 were processed.

The following competitive bidding processes were also implemented for the month of February 2026:

The municipality processed 15 requisitions of goods and services through the competitive bidding processes as at the month of February 2026. There are 06 bid processes that are still in the in progress, 2 on advert and 7 have been referred for re-advert. 28 tenders have been awarded as at 28th February 2026.

The municipality's UIF&W expenditure was as follows as at the month of February 2026:

Irregular expenditure **R 504 690,33**

Fruitless & wasteful expenditure **R0,00**

Unauthorised expenditure **R0,00**

Unauthorized Irregular Fruitless and Wasteful expenditure as a % of total operational expenditure:

Norm is 0%

UIFW expenditure/ Total operating expenditure x100

504 690,33/ 927 645 216,18 x100

=0,00% for the month of February 2026.

The unauthorized irregular, fruitless and wasteful expenditure was within the norm in terms of percentage with an amount of R 504 690,33 incurred as irregular expenditure for the month of February 2026. The increased UIFW from the amounts reported in the previous month is

noted that the amount incurred as irregular prompts corrective measures to be implemented to remedy the root causes of the expenditure incurred.

R50 748,00 was the total rand value for all deviations as at 28th February 2026. Deviations were for services procured through processes where it was very impractical for the institution to follow the normal procurement processes.

UIFW RECONCILIATION

IRREGULAR EXPENDITURE					
Recon for 2025/2026 Financial Year					
		Month - February 2026			Amount
GL Opening balance as at 01 July 2025					1 593 144 100,12
Prior year adjustment	Financial Year 2022/2023FY			-	106 548 665,18
	Financial Year 2023/2024FY			-	74 904 123,30
	Financial Year 2023/2024FY			-	60 601 230,64
					1 351 090 081,00
Incurred in Current year - February 2026					504 690,33
					1 351 594 771,33
Write-off by council				-	1 243 213 557,85
	RBIG PROJECTS 2014			-	24 928 095,87
	Financial Year 2024/2025			-	368 031 807,84
	Financial Year 2014/2015			-	114 919 785,00
	Financial Year 2015/2016			-	357 980 404,84
	Financial Year 2016/2017			-	103 429 584,00
	Financial Year 2018/2019			-	91 413 830,73
	Financial Year 2019/2020			-	6 594 201,13
	Financial Year 2020/2021			-	175 915 848,44
Closing balance as at 28 February 2026					108 381 213,48

MFMA Section 71 financial reporting – February 2025/2026 financial year

FRUITLESS & WASTEFUL EXPENDITURE				
Recon for 2025/2026 Financial Year				
	Month - February 2026			Amount
GL Opening balance as at 01 July 2025				126 048 532,00
Prior year adjustment				-
				126 048 532,00
Incurred in Current year - February 2026				-
				126 048 532,00
Write-off by council				-
Closing balance as at 28 February 2026				<u>126 048 532,00</u>

UNAUTHORISED EXPENDITURE				
Recon for 2025/2026 Financial Year				
	Month - February 2026			Amount
GL Opening balance as at 01 July 2025				575 298 144,00
Prior year adjustment				-
				575 298 144,00
Incurred in Current year - February 2026				-
				575 298 144,00
Write-off by council				-
Closing balance as at 28 February 2026				<u>575 298 144,00</u>

6. Asset management

The municipality had in total **R 770 320 239,81** in current assets as at 28th February 2026 detailed as follows:

Class of Asset	Value
Cash and cash equivalents	R 327 447 902,26
Trade and other receivables from exchange transactions	R 80 264 493,40
Receivables from non-exchange transactions	R 29 217 797,25
Inventory	R 10 961 815,57
VAT	R 303 282 744,25
Other current assets	R 19 145 487,08
Total Current Assets	R 770 320 239,81

The municipality's non-current assets had a total of **R 5 580 531 474,22** as at 28th February 2026, the non-current assets consist of water infrastructure network and movable assets detailed as follows:

Class of Asset	Value
Land -	R 14 460 000
Plant and machinery -	R 993 296,00
Furniture and office equipment -	R 5 144 742,00
Transport assets -	R 28 131 137,00
IT Equipment -	R 5 365 733,00
Leasehold improvements -	(R 0,00)
Road infrastructure -	R 19 817 996,00
Community assets - Buildings	R 3 896 626,00
Wastewater network -	R 55 103 426,00
Water network -	R 4 149 679 709,00
Assets under construction -	R 1 297 938 808,00
Total Non-Current Assets	R 5 580 531 474,22

There were no assets additions to the municipality's infrastructure assets and movable assets respectively as at 28th February 2026. No disposal or donation of assets for the February 2026 month.

Retention amounts on capital infrastructure projects currently under construction had a combined value of **R 230 236 401,64**.

The **R 1 297 938 808,00** total cost on assets under construction includes the following projects which are taking a significant amount of time to complete and those that were stalled as at 28th February 2026.

Property, plant and equipment taking a significant amount of time to complete than expected:

1. De Hoop/Nebo Plateau/Schoonoord villages water scheme/ concrete reservoirs, R 68 679 128.39
2. De Hoop/Nebo Plateau/Senkgapudi & Manamane concrete reservoirs, R 65 235 249.64
3. Motlailana/Makgemeng village water supply, R 32 390 286.72

Property, plant and equipment where construction or development has been halted either during the current or previous periods

1. Jane Furse to Lobethal bulk water supply/De Hoop Augmentation, R 55 893 245.70
2. Rutseng water intervention, R 2 254 727.79
3. Ga-Maphopha command reservoir, R 41 554 264.76
4. Flag Boshielo: Letebejane water meter installation, R 10 846 497.73
5. Lebalelo south villages connector pipes and reticulation phase 2, R 25 401 835.41
6. Mooihoek/Tuibatse bulk water supply phase 4, R 2 429 695.00
7. Mahlokwenwa water supply, R 3 432 148.82
8. Legolaneng water supply, R 767 925.29
9. Mapodile water conservation and demand management, R 433 318.52

The municipality had a heritage asset valued at **R 746 801,50** as at end of February 2026, the asset is the mayoral chain of the municipality.

7. BUDGET MONITORING

There was no overspending of any items for the month of February 2026, therefore no unauthorized expenditure at vote level is being reported for the month.

8. ANNEXURE A: C-SCHEDULE/ SCHEDULES

A. GRANTS PERFORMANCE

The overall spending on conditional grants was above 76.75% as at 28th February 2026. The FMG spending at 72% and EPWP spending at 74% while MIG and RRAMs were reported at 64.99% and 16% respectively.

The details of the conditional grants are illustrated in Table 1 below.

GRANT REGISTER - FEBRUARY 2025/2026								
	CONDITIONAL GRANTS						UNCONDITIONAL GRANT	
	DIRECT CONDITIONAL GRANTS					INDIRECT CONDITIONAL GRANTS		EQUITABLE SHARE
	FINANCIAL MANAGEMENT GRANT	MUNICIPAL INFRASTRUCTURE GRANT	EXPANDED PUBLIC WORKS PROGRAMME	RURAL ROAD ASSET MANAGEMENT SYSTEM	TOTALS	RBIG	WSIG	
	34051178950FMZZZZWD	35101258940MGZZZZWD AND 35101178970MIZZZZWD	35101178910EPZZZZWD	35101259010RRZZZZHO		35101259000RBZZZZHO	34051259030WSZZZZHO	34051179100EQZZZZWD
BUDGET	2 400 000,00	425 942 000,00	8 403 000,00	2 686 000,00	439 431 000,00			1 209 760 000,00
UNSPENT GRANT AS AT 01 JULY 2025	-	9 121 657,26	-	51 992,00	9 173 649,26	-	-	
ROLLOVER DENIED	-	9 121 657,26	-	-	9 121 657,26	-	-	
AMOUNT RECEIVED AS PER B/S					-			
TOTAL	2 400 000,00	425 942 000,00	8 403 000,00	2 737 992,00	439 482 992,00	-	-	1 209 760 000,00
OPENING BALANCE		9 121 657,26	-	51 992,00		-	-	
APPROVED ROLLOVER	-		-	-		-	-	
UNSPEND PAID BACK		9 121 657,26	-	-		-	-	
GRANT INCOME	2 400 000,00	327 596 000,00	8 403 000,00	1 880 000,00		-	-	898 198 000,00
JUL	-		-	-	-	-	-	504 067 000,00
AUG	2 400 000,00	118 026 000,00	2 101 000,00	1 880 000,00				
SEPT								
OCT		112 764 000,00						
NOV			3 781 000,00					
DEC		96 806 000,00						394 131 000,00
JAN								
FEB			2 521 000,00					
	34057630430FMZZZZWD	34057630730MGZZZZWD AND 34057610230MIZZZZWD	34057630230EPZZZZWD	34057610430RRZZZZWD				
GRANT EXPENDITURE	1 723 392,03	276 832 052,12	6 193 342,64	430 151,66	337 284 091,90	5 698 787,06	36 785 933,91	
JUL	333 892,80	1 038 617,51	642 232,00	-	2 014 742,31			-
AUG	80 689,95	52 940 710,04	684 242,68	-	53 705 642,67			
SEPT	128 460,51	28 789 188,21	803 476,00	-	29 721 124,72			
OCT	58 499,95	38 281 426,80	812 052,32	144 563,21	39 296 542,28	5 698 787,06		
NOV	8 499,99	51 667 108,90	811 212,70	-	52 486 821,59		12 594 695,65	
DEC	57 416,94	65 734 354,41	800 447,47	285 588,45	66 877 807,27			
JAN	948 999,94	38 380 646,25	794 031,91		40 123 678,10			
FEB	106 931,95	52 105 153,45	845 647,56		53 057 732,96		24 191 238,26	
TOTAL UNSPENT	676 607,97	149 109 947,88	2 209 657,36	1 449 848,34	102 198 900,10	5 698 787,06	36 785 933,91	
PERCENTAGE	72	64,99	74	16	76,75			

MFMA Section 71 financial reporting – February 2025/2026 financial year

B. CAPITAL EXPENDITURE

Table below shows the capital expenditure during the month of February 2026 versus the projections.

	FEBRUARY 2026				PROJECTIONS			
	Monthly Cashflow Budget	Monthly Expenditure	Variance		Annual Budget	Year-to-date Expenditure	Annual projections	Variance
			R	%				
	R	R	R	%	R	R	R	R
MACHINERY AND EQUIPMENT	416 666,67	1 727 950,00	- 1 311 283,33	- 3,15	5 000 000,00	1 727 950,00	5 000 000,00	3 272 050,00
MOTOR VEHICLE 10 SEATER FOR REV MAN TEAM	125 000,00	-	125 000,00	1,00	1 500 000,00	-	1 500 000,00	1 500 000,00
OFFICE EQUIPMENT	250 000,00	80 000,00	170 000,00	0,68	3 000 000,00	1 093 713,04	3 000 000,00	1 906 286,96
BUILDING STRUCTURES	-	-	-	-	-	-	-	-
BUILDING STRUCTURES	416 666,67	-	416 666,67	1,00	5 000 000,00	-	5 000 000,00	5 000 000,00
SDM-CAPITAL REPLACEMENT RESERVE	2 083 333,33	965 954,08	1 117 379,25	0,54	25 000 000,00	18 496 403,32	25 000 000,00	6 503 596,68
MIG-GTLM LEBALELO SOUTH CONN PIPES&RETIC	166 666,67	-	166 666,67	1,00	2 000 000,00	5 337 759,82	2 000 000,00	- 3 337 759,82
PURCHASE OF OFFICE	125 000,00	-	125 000,00	1,00	1 500 000,00	190 000,00	1 500 000,00	1 310 000,00
SDM - MOUTSE EAST&WEST WATER RETIC PH1	-	-	-	-	-	332 698,39	-	332 698,39
SDM - LEBALELO SOUTH CONN PIPES&RETIC	-	-	-	-	-	4 825 328,24	-	4 825 328,24
RBIG - NEBO SCHEME	-	-	-	-	-	-	-	-
PHOKWANE WATER SUPPLY	29 166,67	-	29 166,67	1,00	350 000,00	-	350 000,00	350 000,00
RUTSENG WATER SUPPLY	-	-	-	-	-	-	-	-
SDM - MOUTSE EAST&WEST WATER RETIC PH2	-	761 335,03	- 761 335,03	-	-	6 309 575,40	-	6 309 575,40
GIS EQ PLOTTER 2DESKTOPS SERVER COORDS	38 635,75	331 564,26	- 292 928,51	- 7,58	463 629,00	463 628,52	463 629,00	0,48
MHS EQUIPMENT	130 000,00	-	130 000,00	1,00	1 560 000,00	1 306 000,00	1 560 000,00	254 000,00
GIS EQUIP/PLOTTER/PCX2/SERVER/COORDNTS	128 030,92	-	128 030,92	1,00	1 536 371,00	-	1 536 371,00	1 536 371,00
REFURBISHMENT - ERF 488	-	-	-	-	-	-	-	-
OFFICE EQUIPMENT	-	-	-	-	-	-	-	-
COMPUTER	13 500,00	160 000,00	- 146 500,00	- 10,85	162 000,00	160 000,00	162 000,00	2 000,00
REFURBISHMENT - ERF 488	8 333,33	-	8 333,33	1,00	100 000,00	-	100 000,00	100 000,00
OFFICE EQUIPMENT	4 166,67	-	4 166,67	1,00	50 000,00	-	50 000,00	50 000,00
COMPUTER	8 053,25	-	8 053,25	1,00	96 639,00	-	96 639,00	96 639,00
DISASTER RECOVERY SYSTEM	4 166,67	-	4 166,67	1,00	50 000,00	-	50 000,00	50 000,00
COMPUTER	279 305,83	-	279 305,83	1,00	3 351 670,00	351 670,00	3 351 670,00	3 000 000,00
SDM FUNDED	4 226 692,42	1 252 899,29	- 609 540,21	- 10,43	50 720 309,00	40 594 726,73	50 720 309,00	10 125 582,27
MIG-REFURBISHMENT OF LEEUWVONTEIN WWTW	1 357 323,17	273 690,36	1 083 632,81	0,80	16 287 878,00	2 786 998,59	16 287 878,00	13 500 879,41
MIG-REFURBISHMENT OF DENNILTON WWTW	1 752 658,25	299 075,07	1 453 583,18	0,83	21 031 899,00	3 990 619,68	21 031 899,00	17 041 279,32
MIG - UPGRADING OF GROBLERSDAL-LUCKAU P3	208 333,33	-	208 333,33	1,00	2 500 000,00	2 833 819,71	2 500 000,00	- 333 819,71
MIG - LEBALELO CENTRAL SUBSCHEME 1A	4 108 387,42	10 181 547,16	- 6 073 159,74	- 1,48	49 300 649,00	33 128 516,48	49 300 649,00	16 172 132,52
MIG-MALEKANE REGIONAL WATER SCHEME	456 313,17	-	456 313,17	1,00	5 475 758,00	2 623 604,40	5 475 758,00	2 852 153,60
MIG - UPGRADING OF DE HOOP WTW	3 207 966,08	7 188 082,55	- 3 980 116,47	- 1,24	38 495 593,00	26 373 593,51	38 495 593,00	12 121 999,49
MIG - UPGRADING OF GROBLERSDAL-LUCKAU P1	2 361 480,42	1 114 885,86	1 246 594,56	0,53	28 337 765,00	5 143 214,95	28 337 765,00	23 194 550,05
MIG - UPGRADING OF GROBLERSDAL-LUCKAU P2	4 768 772,50	3 910 980,00	857 792,50	0,18	57 225 270,00	39 915 615,72	57 225 270,00	17 309 654,28
MIG - MAMPURU BULK WATER SCHEME	6 020 991,17	6 790 379,49	- 769 388,32	- 0,13	72 251 894,00	36 068 863,24	72 251 894,00	36 183 030,76
MIG- MOUTSE EAST & WEST WATER RETIC	1 816 640,08	3 287 394,61	- 1 470 754,53	- 0,81	21 799 681,00	20 907 936,08	21 799 681,00	891 744,92
MIG-OLIFANTSPOORT SOUTH RWS PHASE 8	1 461 510,17	623 658,78	837 851,39	0,57	17 538 122,00	11 451 403,55	17 538 122,00	6 086 718,45
MIG- MOUTSE EAST & WEST WATER RETIC PH2	6 057 885,00	6 880 859,02	- 822 974,02	- 0,14	72 694 620,00	74 075 736,97	72 694 620,00	- 1 381 116,97
COMPUTERS (MIG)	20 833,33	-	20 833,33	1,00	250 000,00	-	250 000,00	250 000,00
MIG	33 599 094,08	40 550 552,90	- 6 951 458,82	2,12	403 189 129,00	259 299 922,88	403 189 129,00	143 889 206,12
RRAMS CAPITAL ACQUISITION	223 833,33	-	223 833,33	1,00	2 686 000,00	376 500,36	2 686 000,00	2 309 499,64
TOTAL CAPITAL	38 049 619,83	41 803 452,19	- 7 337 165,69	- 7,32	456 595 438,00	300 271 149,97	456 595 438,00	156 324 288,03

MFMA Section 71 financial reporting – February 2025/2026 financial year

DC47 Sekhukhune - Table C5 Monthly Budget Statement - Capital Expenditure (municipal vote, functional classification and funding) - M08 February										
Vote Description	Ref	2024/25	Budget Year 2025/26							
		Audited Outcome	Original Budget	Adjusted Budget	Monthly actual	YearTD actual	YearTD budget	YTD variance	YTD variance %	Full Year Forecast
R thousands	1,00									
Multi-Year expenditure appropriation	2,00									
Vote 05 - Infrastructure And Water Services		3 656 481,79	32 247 878,00	16 287 878,00	273 690,36	2 786 998,59	18 306 592,00	- 15 519 593,41	- 0,85	16 287 878,00
Total Capital Multi-year expenditure	4,7	3 656 481,79	32 247 878,00	16 287 878,00	273 690,36	2 786 998,59	18 306 592,00	- 15 519 593,41	- 0,85	16 287 878,00
Single Year expenditure appropriation	2,00									
Vote 04 - Budget And Treasury		8 058 967,44	9 500 000,00	14 500 000,00	1 807 950,00	2 821 663,04	7 333 336,00	- 4 511 672,96	- 0,62	14 500 000,00
Vote 05 - Infrastructure And Water Services		691 780 689,30	407 243 020,00	420 460 880,00	49 122 145,19	339 493 245,49	274 138 996,00	65 354 249,49	0,24	339 493 245,49
Vote 06 - Planning And Economic Development		-	-	1 536 371,00	-	-	307 274,20	- 307 274,20	- 1,00	1 536 371,00
Vote 08 - Sekhukhune Development Angancy		-	1 058 639,00	408 639,00	160 000,00	160 000,00	575 776,00	- 415 776,00	- 0,72	408 639,00
Vote 09 - Corporate Services		996 173,24	3 050 000,00	3 401 670,00	-	351 670,00	2 103 670,00	- 1 752 000,00	- 0,83	3 401 670,00
Total Capital single-year expenditure	4,00	700 835 829,98	420 851 659,00	440 307 560,00	51 090 095,19	342 826 578,53	284 459 052,20	58 367 526,33	0,21	359 339 925,49
Total Capital Expenditure		704 492 311,77	453 099 537,00	456 595 438,00	51 363 785,55	345 613 577,12	302 765 644,20	42 847 932,92	0,14	375 627 803,49
Capital Expenditure - Functional Classification										
Governance and administration		9 055 140,68	12 550 000,00	17 901 670,00	1 807 950,00	3 173 333,04	9 437 006,00	- 6 263 672,96	- 0,66	17 901 670,00
Finance and administration		9 055 140,68	12 550 000,00	17 901 670,00	1 807 950,00	3 173 333,04	9 437 006,00	- 6 263 672,96	- 0,66	17 901 670,00
Economic and environmental services		-	1 058 639,00	1 945 010,00	160 000,00	160 000,00	883 050,20	- 723 050,20	- 0,82	1 945 010,00
Planning and development		-	1 058 639,00	1 945 010,00	160 000,00	160 000,00	883 050,20	- 723 050,20	- 0,82	1 945 010,00
Trading services		695 437 171,09	439 490 898,00	436 748 758,00	49 395 835,55	342 280 244,08	292 445 588,00	49 834 656,08	0,17	342 280 244,08
Water management		695 437 171,09	439 490 898,00	436 748 758,00	49 395 835,55	342 280 244,08	292 445 588,00	49 834 656,08	0,17	342 280 244,08
Total Capital Expenditure - Functional Classification	3,00	704 492 311,77	453 099 537,00	456 595 438,00	51 363 785,55	345 613 577,12	302 765 644,20	42 847 932,92	0,14	362 126 924,08
Funded by:										
National Government		436 361 334,62	405 580 898,00	405 875 129,00	47 336 982,18	305 018 850,39	270 446 182,20	34 572 668,19	0,13	305 018 850,39
Transfers recognised - capital		436 361 334,62	405 580 898,00	405 875 129,00	47 336 982,18	305 018 850,39	270 446 182,20	34 572 668,19	0,13	305 018 850,39
Internally generated funds		268 130 977,15	47 518 639,00	50 720 309,00	4 026 803,37	40 594 726,73	32 319 462,00	8 275 264,73	0,26	40 594 726,73
Total Capital Funding		704 492 311,77	453 099 537,00	456 595 438,00	51 363 785,55	345 613 577,12	302 765 644,20	42 847 932,92	0,14	345 613 577,12

C. Employee Related Cost

Table below shows the salary related costs as at 28th February 2026 including the projections for the remainder of the financial year.

A. Municipal staff and Senior Managers

Description	FEBRUARY 2026				PROJECTIONS				
	Monthly Budget	Expenditure	Variance		Annual Budget	Year-to-date Expenditure	Annual projections	Variance	
	R	R	R	%	R	R	R	R	%
Basic Salary	16 099 526,14	24 388 878,21	- 8 289 352,07	0,12	296 717 245,00	193 194 313,70	296 717 245,00	103 522 931,30	0,85
Cellphone Allowance	140 890,92	211 073,00	- 70 182,08	0,65	7 156 503,00	1 690 691,00	7 156 503,00	5 465 812,00	0,94
Group life contribution	106 462,54	157 821,75	- 51 359,21	0,11	2 261 628,00	1 277 550,52	2 261 628,00	984 077,48	0,85
Housing benefits	119 486,19	176 178,83	- 56 692,64	0,24	2 902 270,00	1 433 834,28	2 902 270,00	1 468 435,72	0,87
Industrial Council	5 801,24	8 772,45	- 2 971,21	0,99	7 232 857,00	69 614,85	7 232 857,00	7 163 242,15	1,00
Leave Bonus	8 562,92	-	8 562,92	1,00	2 566 510,00	102 755,02	2 566 510,00	2 463 754,98	0,97
Medical Aid Contribution	928 193,75	1 461 316,45	- 533 122,70	0,08	17 781 594,00	11 138 324,97	17 781 594,00	6 643 269,03	0,85
Acting allowance	-	-	-	1,00	163 654,00	-	163 654,00	163 654,00	1,00
Annual/ Performance Bonus	1 150 455,90	1 426 711,32	- 276 255,42	- 25,81	15 315 199,00	13 805 470,77	15 315 199,00	1 509 728,23	- 4,73
Long Service Awards	3 906,25	-	3 906,25	- 3,10	1 945 851,00	46 874,96	1 945 851,00	1 898 976,04	0,42
Overtime	1 042 899,45	1 759 980,88	- 717 081,43	- 0,46	13 043 912,00	12 514 793,37	13 043 912,00	529 118,63	0,75
Pension Fund Contribution	2 529 758,82	3 823 727,56	- 1 293 968,74	0,10	47 699 210,00	30 357 105,89	47 699 210,00	17 342 104,11	0,85
Shift Allowance	207 181,70	309 169,02	- 101 987,32	0,10	4 158 743,00	2 486 180,37	4 158 743,00	1 672 562,63	0,85
Standby Allowance	81 320,48	162 317,03	- 80 996,55	0,71	3 706 536,00	975 845,78	3 706 536,00	2 730 690,22	0,94
Transport Allowance	1 605 637,82	2 301 932,23	- 696 294,41	0,02	33 114 391,00	19 267 653,88	33 114 391,00	13 846 737,12	0,84
UIF	95 085,64	146 354,35	- 51 268,71	0,28	2 120 623,00	1 141 027,70	2 120 623,00	979 595,30	0,88
Uniform Allowance	-	-	-	1,00	177 009,00	-	177 009,00	177 009,00	1,00
Grand Total	24 125 169,76	36 334 233,08	- 12 209 063,33	- 23,00	458 063 735,00	289 502 037,06	458 063 735,00	168 561 697,94	9,12

B. Councillors

Description	FEBRUARY 2026				PROJECTIONS				
	Monthly Budget	Monthly Expenditure	Variance		Annual Budget	Year-to-date Expenditure	Annual projections	Variance	
	R	R	R	%	R	R	R	R	%
BASIC SALARY	1 032 349,00	929 146,57	103 202,43	1,37	12 388 188,00	7 423 899,18	12 388 188,00	4 964 288,82	40,07
CELLPHONE ALLOWANCE	146 022,83	132 755,00	13 267,83	- 0,60	1 752 274,00	1 056 940,00	1 752 274,00	695 334,00	39,68
MEDICAL AID BENEFITS	24 826,58	13 137,55	11 689,03	49,28	297 919,00	98 189,35	297 919,00	199 729,65	67,04
PENSION FUND CONTRIBUTIONS	76 269,92	57 347,66	18 922,26	- 3,12	915 239,00	459 474,41	915 239,00	455 764,59	49,80
TRAVELLING ALLOWANCE	324 668,25	59 114,43	265 553,82	75,09	3 896 019,00	861 593,95	3 896 019,00	3 034 425,05	77,89
GRAND TOTALS	1 604 136,58	1 191 501,21	412 635,37	122,03	19 249 639,00	9 900 096,89	19 249 639,00	9 349 542,11	274,48

MFMA Section 71 financial reporting – February 2025/2026 financial year

DC47 Sekhukhune - Supporting Table SC8 Monthly Budget Statement - councillor and staff benefits - M08 February

Summary of Employee and Councillor remuneration	Ref	2024/25	Budget Year 2025/26							
		Audited Outcome	Original Budget	Adjusted Budget	Monthly actual	YearTD actual	YearTD budget	YTD variance	YTD variance %	Full Year Forecast
R thousands		A	B	C						D
Councillors (Political Office Bearers plus Other)	1,00									
Basic Salaries and Wages		11 151 079,97	11 338 188,00	12 388 188,00	929 146,57	7 423 899,18	7 768 816,00	- 344 916,82	- 0,04	12 388 188,00
Pension and UIF Contributions		634 903,95	915 239,00	915 239,00	57 347,66	459 474,41	610 176,00	- 150 701,59	- 0,25	915 239,00
Medical Aid Contributions		149 347,56	297 919,00	297 919,00	13 137,55	98 189,35	198 624,00	- 100 434,65	- 0,51	297 919,00
Cellphone Allowance		1 542 909,00	1 752 274,00	1 752 274,00	132 755,00	1 056 940,00	1 168 200,00	- 111 260,00	- 0,10	1 752 274,00
Other benefits and allowances		2 823 063,80	4 996 019,00	3 896 019,00	59 114,43	861 593,95	3 110 688,00	- 2 249 094,05	- 0,72	3 896 019,00
Sub Total - Councillors		16 301 304,28	19 299 639,00	19 249 639,00	1 191 501,21	9 900 096,89	12 856 504,00	- 2 956 407,11	- 0,23	19 249 639,00
Senior Managers of the Municipality	3,00									
Basic Salaries and Wages		6 420 714,81	8 406 069,00	8 056 069,00	380 842,47	3 134 989,23	5 534 072,00	- 2 399 082,77	- 0,43	8 056 069,00
Pension and UIF Contributions		219 895,23	691 258,00	691 258,00	17 707,99	141 805,92	460 872,00	- 319 066,08	- 0,69	691 258,00
Medical Aid Contributions		124 890,96	132 741,00	132 741,00	11 364,55	87 094,15	88 504,00	- 1 409,85	- 0,02	132 741,00
Performance Bonus		99 320,91	110 618,00	110 618,00	-	94 441,69	73 752,00	20 689,69	0,28	94 441,69
Motor Vehicle Allowance		753 665,86	1 309 989,00	1 309 989,00	48 351,13	345 830,26	873 352,00	- 527 521,74	- 0,60	1 309 989,00
Cellphone Allowance		161 135,00	252 700,00	252 700,00	10 496,00	86 667,00	168 496,00	- 81 829,00	- 0,49	252 700,00
Housing Allowances		-	147 373,00	147 373,00	-	-	98 256,00	- 98 256,00	- 1,00	147 373,00
Other benefits and allowances		4 206,44	247 892,00	247 892,00	-	3 014,76	165 288,00	- 162 273,24	- 0,98	247 892,00
Payments in lieu of leave		-	184 480,00	184 480,00	-	-	122 992,00	- 122 992,00	- 1,00	184 480,00
Post-retirement benefit obligations	2,00	11 712 000,00	-	-	-	-	-	-	-	-
Acting and post related allowance		97 710,79	163 654,00	163 654,00	-	-	109 112,00	- 109 112,00	- 1,00	163 654,00
Sub Total - Senior Managers of Municipality		19 593 540,00	11 646 774,00	11 296 774,00	468 762,14	3 893 843,01	7 694 696,00	- 3 800 852,99	- 0,49	11 280 597,69
Other Municipal Staff										
Basic Salaries and Wages		288 994 565,74	316 138 416,00	288 661 176,00	24 008 035,74	190 059 324,47	205 263 560,00	- 15 204 235,53	- 0,07	288 661 176,00
Pension and UIF Contributions		45 874 148,73	53 768 482,00	51 214 991,00	4 110 195,67	32 633 878,19	35 335 101,80	- 2 701 223,61	- 0,08	51 214 991,00
Medical Aid Contributions		16 011 838,93	17 753 853,00	17 648 853,00	1 449 951,90	11 051 230,82	11 814 936,00	- 763 705,18	- 0,06	17 648 853,00
Overtime		22 074 222,00	17 446 975,00	17 202 655,00	2 069 149,90	15 000 973,74	11 582 520,00	3 418 453,74	0,30	15 000 973,74
Performance Bonus		856 586,35	547 820,00	15 204 581,00	1 426 711,32	13 711 029,08	3 296 568,20	10 414 460,88	3,16	13 711 029,08
Motor Vehicle Allowance		31 206 554,35	30 881 081,00	31 732 233,00	2 253 581,10	18 918 808,86	20 757 678,40	- 1 838 869,54	- 0,09	31 732 233,00
Cellphone Allowance		2 217 206,68	6 960 440,00	6 903 803,00	200 577,00	1 604 024,00	4 629 008,60	- 3 024 984,60	- 0,65	6 903 803,00
Housing Allowances		2 148 585,50	2 704 897,00	2 754 897,00	176 178,83	1 433 834,28	1 813 320,00	- 379 485,72	- 0,21	2 754 897,00
Other benefits and allowances		1 104 296,52	4 647 829,00	4 115 891,00	171 089,48	1 045 460,63	2 992 236,40	- 1 946 775,77	- 0,65	4 115 891,00
Payments in lieu of leave		-	3 678 577,00	2 428 577,00	-	102 755,02	2 202 416,00	- 2 099 660,98	- 0,95	2 428 577,00
Long service awards		104 563,37	1 605 851,00	1 945 851,00	-	46 874,96	1 138 600,00	- 1 091 725,04	- 0,96	1 945 851,00
Post-retirement benefit obligations	2,00	-	237 933,00	137 933,00	-	-	138 640,00	- 138 640,00	- 1,00	137 933,00
Sub Total - Other Municipal Staff		410 592 568,17	456 372 154,00	439 951 441,00	35 865 470,94	285 608 194,05	300 964 585,40	- 15 356 391,35	- 0,05	436 256 207,82
TOTAL SALARY, ALLOWANCES & BENEFITS		446 487 412,45	487 318 567,00	470 497 854,00	37 525 734,29	299 402 133,95	321 515 785,40	- 22 113 651,45	- 0,07	466 786 444,51
TOTAL MANAGERS AND STAFF		430 186 108,17	468 018 928,00	451 248 215,00	36 334 233,08	289 502 037,06	308 659 281,40	- 19 157 244,34	- 0,06	447 536 805,51

DC47 Sekhukhune - Table C2 Monthly Budget Statement - Financial Performance (functional classification) - M08 February

Description	Ref	2024/25	Budget Year 2025/26							
		Audited Outcome	Original Budget	Adjusted Budget	Monthly actual	YearTD actual	YearTD budget	YTD variance	YTD variance %	Full Year Forecast
R thousands	1,00									
Revenue - Functional										
<i>Governance and administration</i>		1 881 717 579,93	1 868 201 148,00	1 860 201 148,00	14 513 734,56	1 030 896 824,23	1 243 867 320,00	- 212 970 495,77	- 0,17	1 861 387 258,34
Finance and administration		1 881 717 579,93	1 868 201 148,00	1 860 201 148,00	14 513 734,56	1 030 896 824,23	1 243 867 320,00	- 212 970 495,77	- 0,17	1 861 387 258,34
<i>Trading services</i>		5 376 941,79	-	-	77 575 373,03	404 746 571,34	-	404 746 571,34	#DIV/0!	404 746 571,34
Water management		4 446 744,00	-	-	77 493 374,75	404 097 550,44	-	404 097 550,44	#DIV/0!	404 097 550,44
Waste water management		930 197,79	-	-	81 998,28	649 020,90	-	649 020,90	#DIV/0!	649 020,90
Total Revenue - Functional	2,00	1 887 094 521,72	1 868 201 148,00	1 860 201 148,00	92 089 107,59	1 435 643 395,57	1 243 867 320,00	191 776 075,57	0,15	2 266 133 829,68
Expenditure - Functional										
<i>Governance and administration</i>		841 492 140,54	720 643 664,00	715 176 015,00	42 275 109,29	354 249 791,44	479 336 478,20	- 125 086 686,76	- 0,26	672 772 408,16
Executive and council		223 559 349,04	244 090 933,00	250 490 933,00	17 366 482,84	148 534 285,52	164 007 768,00	- 15 473 482,48	- 0,09	208 087 326,16
Finance and administration		617 932 791,50	476 552 731,00	464 685 082,00	24 908 626,45	205 715 505,92	315 328 710,20	- 109 613 204,28	- 0,35	464 685 082,00
<i>Economic and environmental services</i>		35 119 280,26	40 352 256,00	37 102 253,00	2 054 617,63	17 232 116,88	26 251 743,40	- 9 019 626,52	- 0,34	37 102 253,00
Planning and development		35 119 280,26	40 352 256,00	37 102 253,00	2 054 617,63	17 232 116,88	26 251 743,40	- 9 019 626,52	- 0,34	37 102 253,00
<i>Trading services</i>		782 148 177,05	652 874 627,00	734 039 827,00	59 819 637,31	556 163 307,86	451 483 104,00	104 680 203,86	0,23	558 020 624,86
Water management		782 119 990,92	651 017 310,00	732 182 510,00	59 819 637,31	556 163 307,86	450 244 848,00	105 918 459,86	0,24	556 163 307,86
Waste water management		28 186,13	1 857 317,00	1 857 317,00	-	-	1 238 256,00	- 1 238 256,00	- 1,00	1 857 317,00
Total Expenditure - Functional	3,00	1 658 759 597,85	1 413 870 547,00	1 486 318 095,00	104 149 364,23	927 645 216,18	957 071 325,60	- 29 426 109,42	- 0,03	1 267 895 286,02
Surplus/ (Deficit) for the year		228 334 923,87	454 330 601,00	373 883 053,00	- 12 060 256,64	507 998 179,39	286 795 994,40	221 202 184,99	0,77	998 238 543,66

MFMA Section 71 financial reporting – February 2025/2026 financial year

DC47 Sekhukhune - Table C4 Monthly Budget Statement - Financial Performance (revenue and expenditure) - M08 February

Description	Ref	2024/25	Budget Year 2025/26							
		Audited Outcome	Original Budget	Adjusted Budget	Monthly actual	YearTD actual	YearTD budget	YTD variance	YTD variance %	Full Year Forecast
R thousands										
Revenue										
Exchange Revenue										
Service charges - Water		97 211 863,58	102 107 777,00	91 107 777,00	6 546 655,76	54 837 934,23	65 871 832,00	- 11 033 897,77	- 0,17	91 107 777,00
Service charges - Waste Water Management		16 109 252,81	16 994 001,00	16 994 001,00	1 339 502,69	10 988 183,57	11 329 328,00	- 341 144,43	- 0,03	16 994 001,00
Sale of Goods and Rendering of Services		2 008 818,01	2 703 940,00	2 103 940,00	292 460,99	2 218 893,17	1 682 600,00	536 293,17	0,32	2 218 893,17
Interest earned from Receivables		37 374 823,23	26 324 803,00	45 724 803,00	3 331 856,78	26 491 753,61	21 429 864,00	5 061 889,61	0,24	26 491 753,61
Interest from Current and Non Current Assets		57 242 592,43	63 719 050,00	48 719 050,00	2 229 547,17	23 718 432,98	39 479 360,00	- 15 760 927,02	- 0,40	48 719 050,00
Operational Revenue		165 854,60	17 285,00	17 285,00	-	896,72	11 512,00	- 10 615,28	- 0,92	17 285,00
Non-Exchange Revenue										
Surcharges and Taxes		-	3 747,00	3 747,00	-	-	2 496,00	- 2 496,00	- 1,00	3 747,00
Fines, penalties and forfeits		890 111,96	1 434 845,00	634 845,00	19 082,32	140 330,02	796 544,00	- 656 213,98	- 0,82	634 845,00
Transfers and subsidies - Operational		1 169 254 705,01	1 246 860 100,00	1 246 860 100,00	3 105 653,67	923 343 312,56	831 240 056,00	92 103 256,56	0,11	923 343 312,56
Interest		1 850 096,58	-	-	163 219,50	1 276 419,01	-	1 276 419,01	#DIV/0!	1 276 419,01
Operational Revenue		3 103 721,79	-	-	269 722,96	2 157 783,68	-	2 157 783,68	#DIV/0!	2 157 783,68
Gains on disposal of Assets		131 486,50	704 700,00	704 700,00	-	-	469 800,00	- 469 800,00	- 1,00	704 700,00
Other Gains		-	-	-	-	345 000,00	-	345 000,00	#DIV/0!	345 000,00
Total Revenue (excluding capital transfers and contributions)		1 385 343 326,50	1 460 870 248,00	1 452 870 248,00	17 297 701,84	1 045 518 939,55	972 313 392,00	73 205 547,55	0,08	1 114 014 567,03
Expenditure By Type										
Employee related costs		430 186 108,17	468 018 928,00	451 248 215,00	36 334 233,08	289 502 037,06	308 659 281,40	- 19 157 244,34	- 0,06	451 248 215,00
Remuneration of councillors		16 301 304,28	19 299 639,00	19 249 639,00	1 191 501,21	9 900 096,89	12 856 504,00	- 2 956 407,11	- 0,23	19 249 639,00
Inventory consumed		208 719 680,37	134 146 561,00	163 526 002,00	4 436 637,56	137 569 108,00	95 307 000,20	42 262 107,80	0,44	137 569 108,00
Depreciation and amortisation		149 163 646,95	98 946 800,00	98 946 800,00	-	-	65 964 536,00	- 65 964 536,00	- 1,00	98 946 800,00
Interest		26 459 696,80	115 320,00	115 320,00	-	-	76 880,00	- 76 880,00	- 1,00	115 320,00
Contracted services		477 589 198,72	415 916 479,00	477 836 458,00	39 235 388,77	325 426 032,23	289 867 431,20	35 558 601,03	0,12	325 426 032,23
Transfers and subsidies		3 176 182,00	20 000 000,00	20 000 000,00	6 053 875,00	18 389 543,50	13 333 336,00	5 056 207,50	0,38	18 389 543,50
Irrecoverable debts written off		99 298 033,77	5 742 000,00	5 742 000,00	-	-	3 828 000,00	- 3 828 000,00	- 1,00	5 742 000,00
Operational costs		238 819 222,19	251 684 820,00	249 653 661,00	16 897 728,61	146 858 398,50	167 178 356,80	- 20 319 958,30	- 0,12	249 653 661,00
Losses on Disposal of Assets		9 046 524,60	-	-	-	-	-	-	-	-
Total Expenditure		1 658 759 597,85	1 413 870 547,00	1 486 318 095,00	104 149 364,23	927 645 216,18	957 071 325,60	- 29 426 109,42	- 0,03	1 306 340 318,73
Surplus/ (Deficit) for the year		228 334 923,87	454 330 601,00	373 883 053,00	- 12 060 256,64	507 998 179,39	286 795 994,40	221 202 184,99	0,77	197 798 704,32

MFMA Section 71 financial reporting – February 2025/2026 financial year

DC47 Sekhukhune - Table C6 Monthly Budget Statement - Financial Position - M08 February						
Description	Ref	2024/25	Budget Year 2025/26			
		Audited Outcome	Original Budget	Adjusted Budget	YearTD actual	Full Year Forecast
R thousands	1,00					
ASSETS						
Current assets						
Cash and cash equivalents		391 481 179,95	623 379 871,00	590 903 813,00	327 447 902,26	590 903 813,00
Trade and other receivables from exchange transactions		20 168 024,39	300 991 465,00	281 418 465,00	80 264 493,40	281 418 465,00
Receivables from non-exchange transactions		26 378 486,15	-	-	29 217 797,25	29 217 797,25
Inventory		35 774 898,64	253 541 645,00	224 212 002,00	10 961 815,57	224 212 002,00
VAT		171 331 267,96	56 273 366,00	56 273 366,00	157 247 704,67	157 247 704,67
Other current assets		19 159 509,84	81 982 217,00	81 982 217,00	19 145 487,08	81 982 217,00
Total current assets		664 293 366,93	1 316 168 564,00	1 234 789 863,00	624 285 200,23	1 364 981 998,92
Non current assets						
Property, plant and equipment		5 589 872 166,49	5 661 545 219,00	5 666 242 790,00	5 935 485 743,61	5 935 485 743,61
Heritage assets		746 801,50	-	-	746 801,50	746 801,50
Intangible assets		3 000 000,00	50 000,00	50 000,00	3 000 000,00	3 000 000,00
Total non current assets		5 593 618 968,46	5 661 595 219,00	5 666 292 790,00	5 939 232 545,58	5 939 232 545,58
TOTAL ASSETS		6 257 912 335,39	6 977 763 783,00	6 901 082 653,00	6 563 517 745,81	7 304 214 544,50
LIABILITIES						
Current liabilities						
Consumer deposits		5 920 219,04	4 923 085,00	4 923 085,00	6 280 913,05	4 923 085,00
Trade and other payables from exchange transactions		818 528 565,98	388 440 538,00	376 284 944,00	670 157 016,41	376 284 944,00
Trade and other payables from non-exchange transactions		9 173 647,06	106 000 000,00	20 000 000,00	49 070 045,60	49 070 045,60
Provision		17 529 091,69	-	-	15 617 158,63	-
VAT		106 927 288,29	-	-	117 450 561,62	-
Total current liabilities		958 078 812,06	499 363 623,00	401 208 029,00	760 435 604,11	430 278 074,60
Non current liabilities						
Financial liabilities		218 683,59	-	-	218 683,59	-
Provision		32 301 473,50	52 278 291,00	52 278 291,00	27 524 351,79	52 278 291,00
Total non current liabilities		32 520 157,09	52 278 291,00	52 278 291,00	27 743 035,38	52 278 291,00
TOTAL LIABILITIES		990 598 969,15	551 641 914,00	453 486 320,00	788 178 639,49	482 556 365,60
NET ASSETS	2,00	5 267 313 366,24	6 426 121 869,00	6 447 596 333,00	5 775 339 106,32	6 821 658 178,90
COMMUNITY WEALTH/EQUITY						
Accumulated surplus/(deficit)		5 267 313 366,24	5 971 791 268,00	6 073 713 280,00	5 799 399 487,36	6 073 713 280,00
TOTAL COMMUNITY WEALTH/EQUITY	2,00	5 267 313 366,24	5 971 791 268,00	6 073 713 280,00	5 799 399 487,36	6 073 713 280,00

MFMA Section 71 financial reporting – February 2025/2026 financial year

DC47 Sekhukhune - Table C7 Monthly Budget Statement - Cash Flow - M08 February										
Description	Ref	2024/25	Budget Year 2025/26							
		Audited Outcome	Original Budget	Adjusted Budget	Monthly actual	YearTD actual	YearTD budget	YTD variance	YTD variance %	Full Year Forecast
R thousands	1,00									
CASH FLOW FROM OPERATING ACTIVITIES										
Receipts										
Service charges		61 080 077,13	71 427 437,00	52 000 437,00	5 959 293,69	38 990 446,51	34 666 958,00	4 323 488,51	0,12	38 990 446,51
Other revenue		491 604 446,78	95 144 806,00	2 926 806,00	1 898 642 283,62	2 152 991,79	1 951 203,92	201 787,87	0,10	2 152 991,79
Transfers and Subsidies - Operational		1 152 420 000,00	1 246 860 100,00	1 246 860 100,00	2 521 000,00	909 001 000,00	831 240 066,64	77 760 933,36	0,09	909 001 000,00
Transfers and Subsidies - Capital		423 228 000,00	407 330 900,00	407 330 900,00	-	329 476 000,00	271 553 933,28	57 922 066,72	0,21	329 476 000,00
Interest		53 676 318,70	58 464 000,00	48 464 000,00	2 148 075,58	22 525 721,84	32 309 333,28	9 783 611,44	0,30	48 464 000,00
Payments										
Suppliers and employees		- 1 741 502 535,27	- 1 176 835 323,00	- 1 181 990 917,00	- 108 379 550,47	- 1 271 548 203,92	- 787 993 944,72	483 554 259,20	0,61	- 1 181 990 917,00
NET CASH FROM/(USED) OPERATING ACTIVITIES		440 506 307,34	702 391 920,00	575 591 326,00	- 1 996 393 464,82	30 597 956,22	383 727 550,40	353 129 594,18	0,92	146 093 521,30
CASH FLOWS FROM INVESTING ACTIVITIES										
Receipts										
Proceeds on disposal of PPE		131 486,50	704 700,00	704 700,00	-	-	469 800,00	469 800,00	1,00	704 700,00
Payments										
Capital assets		- 704 492 311,77	- 453 099 537,00	- 456 595 438,00	- 51 363 785,55	- 345 613 577,12	- 304 396 958,80	41 216 618,32	0,14	- 456 595 438,00
NET CASH FROM/(USED) INVESTING ACTIVITIES		- 704 360 825,27	- 452 394 837,00	- 455 890 738,00	- 51 363 785,55	- 345 613 577,12	- 303 927 158,80	41 686 418,32	0,14	- 455 890 738,00
CASH FLOWS FROM FINANCING ACTIVITIES										
Receipts										
Increase (decrease) in consumer deposits		- 5 721,22	-	-	-	-	-	-	-	-
NET CASH FROM/(USED) FINANCING ACTIVITIES		- 5 721,22	-	-	-	-	-	-	-	-
NET INCREASE/ (DECREASE) IN CASH HELD		- 263 860 239,15	249 997 083,00	119 700 588,00	- 2 047 757 250,37	- 315 015 620,90	79 800 391,60			- 309 797 216,70
Cash/cash equivalents at beginning:		552 766 149,13	442 034 283,00	471 203 225,00	2 124 222 809,42	391 481 179,95	471 203 225,00			391 481 179,95
Cash/cash equivalents at month/year end:		288 905 909,98	692 031 366,00	590 903 813,00	76 465 559,05	76 465 559,05	551 003 616,60			81 683 963,25

D. Primary Bank Balances

Name of institution	Cash in the bank on 28th February 2026
Standard Bank	R 34 602 176,75

	R
Bank statement balance (closing balance per B/S before adjusting to C/B)	34 602 176,75
Reconciling items:	
uncashed cheques	
uncashed ACBs	- 35 329 338,73
Undeposited receipts	405 338,82
Partially undeposited receipt	11 288,90
Miscellaneous charge	423 227,44
unreconciled on statement Deposit	- 1 936 556,15
Partially unreconciled on statement ACBs	
unreconciled on statement transfers	
Adjusted statement C/F	- 1 823 862,97
cashbook account B/F	- 98 854 645,11
reconciled bank Charges	97 027 042,81
cashbook account C/F	- 1 827 602,30
In Cashbook not GL -Already reconciled ACBs	
In Cashbook Not GL - Already reconciled Cheques	
In cashbbook not GL -ACBs	
In Cashbook Not GL - CANCELED ACBs	
In GL Not Cashbook -ACBs	
In Cashbook Not GL - Deleted ACBs	
adjusted cashbook Account C/F	- 1 827 602,30
Difference	3 739,33

MFMA Section 71 financial reporting – February 2025/2026 financial year

DC47 Sekhukhune - Supporting Table SC5 Monthly Budget Statement - investment portfolio - M08 February												
Investments by maturity Name of institution & investment ID	Ref	Period of Investment	Type of Investment	Capital Guarantee (Yes/ No)	Variable or Fixed interest rate	Interest Rate ³	Expiry date of investment	Opening balance	Interest to be realised	Partial / Premature Withdrawal (4)	Investment Top Up	Closing Balance
R thousands		Yrs/Months										
Municipality												
FNB		6 Months	Short Term	No	Fixed	6,85	Call Account	228 780 177,79	1 164 036,55	-	10 543 301,29	240 487 515,63
STANDARD BANK		Call Account	Short Term	No	Fixed	8,25	Call Account	182 648 424,48	755 991,84	- 96 900 000,00	-	86 504 416,32
NEDBANK		Call Account	Short Term	No	Fixed	6,70	Call Account	1 102 275,51	5 665,52	-	-	1 107 941,03
ABSA		Call Account	Short Term	No	Fixed	7,65	Call Account	44 014 789,24	189 824,89	- 43 030 000,00	-	1 174 614,13
TOTAL INVESTMENTS AND INTEREST	2,00							456 545 667,02	2 115 518,80	- 139 930 000,00	10 543 301,29	329 274 487,11

I. EXPENDITURE MANAGEMENT

Hereunder is an analysis of creditor’s payments for the month of February 2026, the quantity of the invoices, their percentage and the total amount in rand value, the creditors’ age analysis report and third-party payments.

Table 13: SDM Total Payment Summary and Overall performance of paid and unpaid invoices in quantity - February 2026

Month: February 2025	Total Number of valid and complete invoices Received	Total Number of paid invoices	Variance
Number of Invoices	134	134	0
Percentage	100%	100%	0%

The above table shows that invoices 134 received for the month of February 2026 were valid and complete invoices and were paid within 30 days.

Table 14: Overall Summary of paid invoices in rand value- February 2026

Months	Rand value of amount paid	No. of items paid
February	R	
Invoices 253		
Value of R 491 911 623,37	R387 835 769,47	134
100%	79%	53%

Table 15: Invoices Paid within 30 days.

Month: February 2026	Total Number of valid and complete invoices Received	Total Number of valid and complete invoices paid within 30 days
Invoices received	253	134
Percentage	100%	53%

Refer to attached **ANNEXURE A** for a list of invoices paid within 30 days in the month of February 2026.



Invoices paid within
30days as of 28th Feb

Table 16: Unpaid invoices

Month: February 2026	Total number of invoices Received	Total Number of invalid and Incomplete invoices
Overall Invoices received	253	119
Percentage	100%	47%

A total number of invalid, and incomplete invoices were (125) and as such, were not paid for reasons such as requests for payment not yet signed, GRN's not generated, and invoices related queries. Refer to a list of such invoices below and the reasons thereof:

SEE THE ATTACHED ANNEXURE B

INVOICE TRACKER REPORT: OUTSTANDING INVOICES AS AT 28th February 2026



outstanding invoices
as of 28th Feb 2026.xl

TOTAL VALUE OF INVOICES RECEIVED	TOTAL VALUE OF INVALID AND INCOMPLETE INVOICES THAT WERE NOT PAID
Invoices: 253	Invoices: 119
Value of R 491 911 623,37	Value of R 104 075 853,90
100%	21%

Table 17: Number of Purchase Order Payment v/s Sundry Payment/ Third parties and Projects (February 2026)

Payment Method	Value	Number
Purchase Orders	354 513 957,23	102
Sundry Purchases	225 998,44	12
Projects	33 095 813,80	20
Third Parties	8 845 788.66	23
Total	387 835 769,5	157

CREDITORS AGE ANALYSIS REPORT DATED 28th February 2026

CRR07002 HR191		** SEKHUKHUNE SCOA PRODUCTION **			01 March 2026	10:27:43	
		Creditor Age Analysis for Selected Date			Page	8	
Company Type: A From Supplier No:		Company.....:	Analyse As At Date: 20260228	Start Period: 202507	End Period: 202602		
Report Type.: D To Supplier No.:		Report Sequence: T	File Name.....: cred_age.txt	Year End:			
Detail Work File.: hr191.txt		File Y/N.....: Y	HDR: Y				
Orders.....: X GRN's>Returns....: X		Invoices.....: X	Debit/Credit Notes: X	Payment Vouchers: X	Location Code:		
Deliveries							
Supplier No and Name		Current	30 Days	60 Days	90 Days+	Total	
00043702							
SFMD	SFMD PROPERTIES (2017/303092/07)	14624.00	0.00	0.00	0.00	14624.00	
00043703							
SUP010	SUPREME AUTOBODY BESIGHEIDSTRUST	7500.00	0.00	0.00	0.00	7500.00	
00043700							
UCT002	UNIVERSITY OF CAPE TOWN	37530.00	0.00	0.00	0.00	37530.00	
00043738							
UNI002	UNISA	9160.00	0.00	0.00	0.00	9160.00	
00043715							
VER003	VERVEEN ATTORNEYS	123495.64	0.00	0.00	0.00	123495.64	
00043740	00043742						
WHI002	WHITE ROCK 75 INVESTMENT AND HOLDING	246503.88	0.00	0.00	0.00	246503.88	
Total Deliveries		Count: 20 :	1198151.00	58040.00	13016.53	0.00	1269207.53

MFMA Section 71 financial reporting – February 2025/2026 financial year

BULK PURCHASES AGE ANALYSIS AS AT 28th February 2026

BULK WATER AGE ANALYSIS REPORT DATED 28 FEBRUARY 2026												
Count	Supplier Name	PRIOR- YEAR INVOICES AGEING				CURRENT YEAR INVOICES (2025/26) AGEING						Closing Bal
		OPENING	PAYMENT	ADJ/INT	BAL	Current	30 Days	60 Days	90 Days+	ADJ/INT	Total	
	BULK WATER CONSUMPTION											
1	NMS LEPELLE NORTHERN WATER	319 016 387,32	80 704 933,92	-	238 311 453,40	18 664 298,82	3 535 996,16	4 510 372,38	5 155 070,10	11 911 231,19	43 776 968,65	282 088 422,05
2	WATER & SANITATION DEPARTMENT	34 632 512,93	3 029 985,69	-	31 602 527,24	296 565,77	-	-	10 944,81	-	307 510,58	31 910 037,82
3	NJ VAN DER WAL	152 669,28	152 669,28	-	-	188 895,18	-	-	-	-	188 895,18	188 895,18
4	WINTERBACH ATTORNEYS (MADELEEN)	352 515,58	352 515,58	-	-	350 807,39	-	-	-	-	350 807,39	350 807,39
5	DR JS MOROKA LOCAL MUNICIPALITY	417 828 936,68	-	-	417 828 936,68	5 169 110,25	863 902,57	-	12 822 639,04	25 535 250,91	44 390 902,77	462 219 839,45
	TOTAL BULK WATER CONSUMPTION	771 983 021,79	84 240 104,47	-	687 742 917,32	24 669 677,41	4 399 898,73	4 510 372,38	17 988 653,95	37 446 482,10	89 015 084,57	776 758 001,89

MFMA Section 71 financial reporting – February 2025/2026 financial year

BULK WATER AGE ANALYSIS REPORT DATED 28 FEBRUARY 2026											
Count	Supplier Name	PRIOR- YEAR INVOICES AGEING				CURRENT YEAR INVOICES (2025/26) AGEING					
		OPENING	PAYMENT	ADJ/INT	BAL	Current	30 Days	60 Days	90 Days+	ADJ/INT	Total
	BULK WATER CONSUMPTION										
1	NMS LEPELLE NORTHERN WATER WATER & SANITATION DEPARTMENT	319 016 387,32	- 80 704 933,92	-	238 311 453,40	18 664 298,82	3 535 996,16	4 510 372,38	5 155 070,10	11 911 231,19	43 776 968,
2		34 632 512,93	- 3 029 985,69	-	31 602 527,24	296 565,77	-	-	10 944,81	-	307 510
3	NJ VAN DER WAL WINTERBACH ATTORNEYS	152 669,28	- 152 669,28	-	-	188 895,18	-	-	-	-	188 895
4	(MADELEEN) DR JS MOROKA LOCAL	352 515,58	- 352 515,58	-	-	350 807,39	-	-	-	-	350 807
5	MUNICIPALITY	417 828 936,68	-	-	417 828 936,68	5 169 110,25	863 902,57	-	12 822 639,04	25 535 250,91	44 390 902,
	TOTAL BULK WATER CONSUMPTION	771 983 021,79	- 84 240 104,47	-	687 742 917,32	24 669 677,41	4 399 898,73	4 510 372,38	17 988 653,95	37 446 482,10	89 015 084,

II. REVENUE MANAGEMENT

EXPLANATION OF REVENUE PROJECTION: SEE THE ABOVE TABLE:

METER READING STATUS REPORT

Table B: Meter reading status report

METER READING STATUS REPORT: THE REASONS OF VARIANCES:

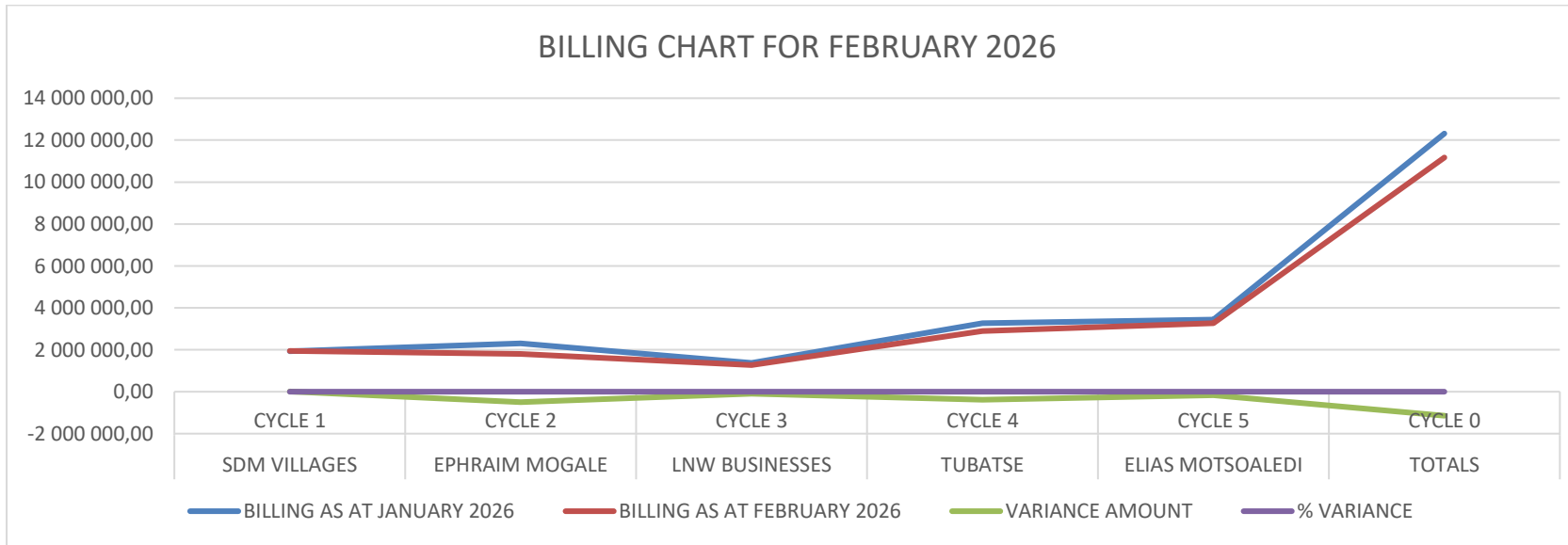
Meter Book			Meters read			% Read		Meters Not Accessed	
25-Dec	26-Jan	26-Feb	25-Dec	26-Jan	26-Feb	Obtained Readings FEBRUARY-26	% Read FEBRUARY 2026	Qty	%
86	86	85	40	35	36	36	0,86%	4138	99,14%
1244	1218	1221	1154	1122	1133	1133	92,79%	88	7,21%
1492	1492	1492	753	770	771	771	51,68%	721	48,32%
4246	4178	4174	2937	2954	2968	2968	71,11%	1206	28,89%
2996	2802	2813	2332	2252	2311	2311	82,15%	502	17,85%
10064	9776	9700	7216	7133	7219	7219	74,42%	2481	25,58%

Description	Explanation of report	Challenges	Remedial action
Meter reading report for period of February 2026	7 219 meters were read for the month of February 2026 and 7 133 in January2026. There was a slight increase in all cycles for meters read.	<ul style="list-style-type: none"> Lack of water/ shortages In the Areas Lack of material to replace /repair faulty meters Meters are stolen in various areas 	<ul style="list-style-type: none"> Increase water capacity provision to some areas Fast track the procurement of spares Replace the Copper meters with plastic meters

VARIANCES FOR BILLING

TOWN/ MUNICIPALITY	CYCLE	BILLING AS AT JANUARY 2026	BILLING AS AT FEBRUARY 2026	VARIANCE AMOUNT	% VARIANCE
SDM VILLAGES	CYCLE 1	1 928 319,60	1 938 532,43	10 212,83	1%
EPHRAIM MOGALE	CYCLE 2	2 301 622,35	1 798 444,90	-503 177,45	-22%
LNW BUSINESSES	CYCLE 3	1 373 265,52	1 271 137,03	-102 128,49	-7%
TUBATSE	CYCLE 4	3 272 340,36	2 891 910,63	-380 429,73	-12%
ELIAS MOTSOALEDI	CYCLE 5	3 440 044,35	3 270 783,30	-169 261,05	-5%
TOTALS	CYCLE 0	12 315 592,18	11 170 808,29	-1 144 783,89	-9%

BILLING CHART FOR FEBRUARY 2026



MFMA Section 71 financial reporting – February 2025/2026 financial year

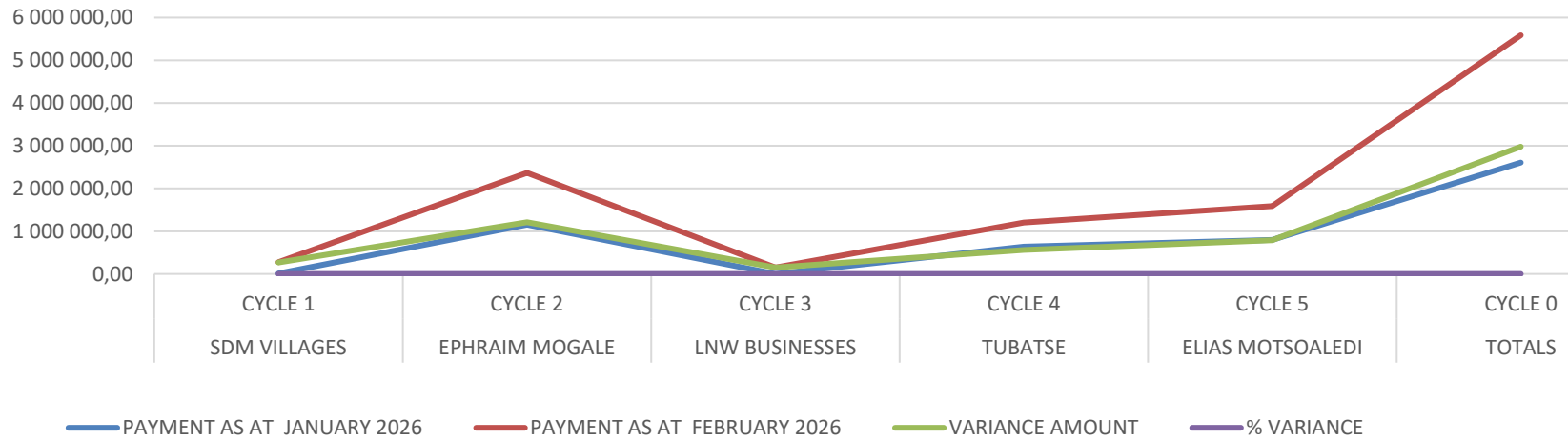
Description	Explanation of report	Challenges	Remedial action
Billing report for period of February 2026	Billing overall has decreased by R1 144 783 from R12 315 592 in January 2026 to R11 170 808 in February 2026. There is a decrease in billing in cycle 2,3,4 and 5.	<ul style="list-style-type: none"> • Billing of average where meters could not be read • Faulty and stolen meters • residents in some areas are refusing meter readers to take the readings 	<ul style="list-style-type: none"> • Fast track taking of actual readings in accessible areas • Replace coper meters with plastic meters • Political intervention required

RECEIPTS REPORT

THE REASONS FOR VARIANCES

TOWN/ MUNICIPALITY	CYCLE	PAYMENT AS AT JANUARY 2026	PAYMENT AS AT FEBRUARY 2026	VARIANCE AMOUNT	% VARIANCE
SDM VILLAGES	CYCLE 1	10 074,43	279 395,54	269 321,11	2673,31%
EPHRAIM MOGALE	CYCLE 2	1 156 419,00	2 365 222,90	1 208 803,90	104,53%
LNW BUSINESSES	CYCLE 3	0,00	150 473,46	150 473,46	#DIV/0!
TUBATSE	CYCLE 4	642 037,96	1 202 167,18	560 129,22	87,24%
ELIAS MOTSOLEDI	CYCLE 5	798 442,73	1 589 181,06	790 738,33	99,04%
TOTALS	CYCLE 0	2 606 974,12	5 586 440,14	2 979 466,02	114,29%

COLLECTION CHART FOR FEBRUARY 2026



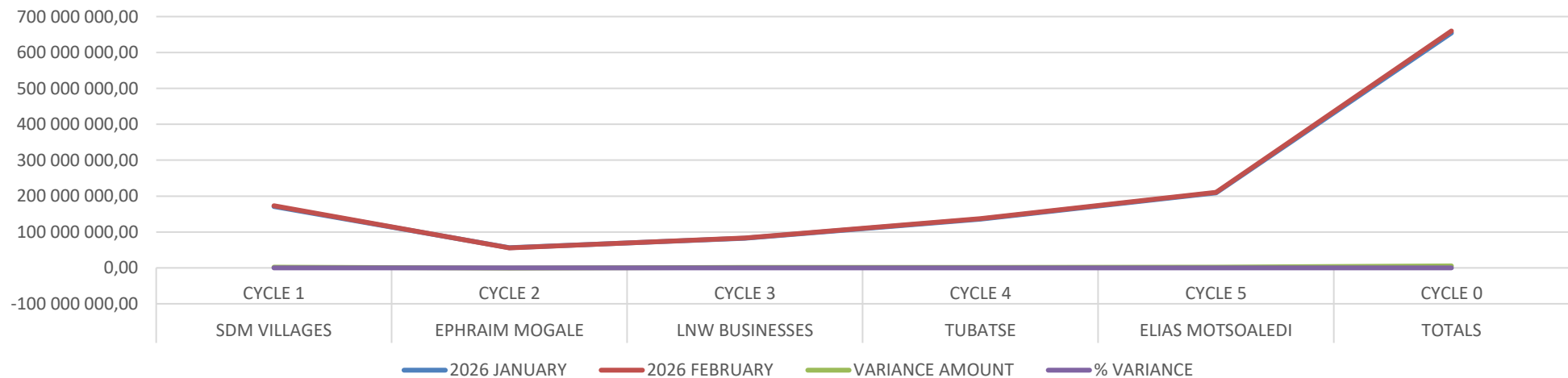
Description	Explanation of report	Challenges	Remedial action
Receipts report for period of February 2026	Receipts have decreased by R2 979 456 from R2 606 974 in January 2026 to R5 586 446 in February 2026. All cycles showed a drop in collection.	<ul style="list-style-type: none"> • Culture of non-payment in most arears • Lack of internal capacity to effect the disconnections • Uncleansed Customer data 	<ul style="list-style-type: none"> • Outreach consultations with customers, and convenient payment methods • scope of appointed provider for meter reading includes disconnections and reconnections • Perform data cleansing

AGE ANALYSIS VARIANCES

THE REASONS FOR VARIANCES

TOWN/ MUNICIPALITY	CYCLES	2026 JANUARY	2026 FEBRUARY	VARIANCE AMOUNT	% VARIANCE
SDM VILLAGES	CYCLE 1	171 223 366,05	173 211 722,05	1 988 356,00	1,16%
EPHRAIM MOGALE	CYCLE 2	56 185 521,93	55 620 743,93	-564 778,00	-1,01%
LNW BUSINESSES	CYCLE 3	82 280 290,93	83 400 954,50	1 120 663,57	1,36%
TUBATSE	CYCLE 4	135 993 099,20	137 287 434,03	1 294 334,83	0,95%
ELIAS MOTSOLEDI	CYCLE 5	208 648 171,13	210 332 231,77	1 684 060,64	0,81%
TOTALS	CYCLE 0	654 330 449,24	659 853 086,28	5 522 637,04	0,84%

AGE ANALYSIS CHART FOR FEBRUARY 2026



Description	Explanation of report	Challenges	Remedial action
Age analysis report for end of February 2026	The ageing report has increased by R5 522 637 due adjustments and billing of the month.	<ul style="list-style-type: none"> • Culture of non-payments in the village • Lack of internal Capacity to do restrictions/disconnections 	<p>Outreach consultation with customers</p> <p>The scope of meter readers to do disconnections</p>

MATTERS OF INTEREST AS AT END FEBRUARY 2026

OTHER MATTERS RELATING TO STRENGTHENING OF REVENUE COLLECTION PROCESSES

- **SITA** 8 754 email statements were issued in February 2026, 5 424 smses were sent out in February 2026.
- Africa Meter reading have been reading and doing maintenance since January 2024.
- There are fourteen areas that were identified and will be billed at flat rate as soon as data collections is in Progress.
- There are two of the fourteen areas (Mapodile and Elansdooring) remaining for Stakeholders consultation.
and dates are to be rescheduled consultation with MMC IWS and MMC BTO
- As at end of February 2026 debtors were 71 019.

III. Supply Chain Management

A. Deviation Register as at 28th February 2026

Deviation Register as at 28 February 2026							
Financial Year / Period of Incident	Description (What was paid for)	Contractor / Service provider	Contract number	Invoice date	Invoice number	Amount	Payment batch number
Regulation 36 (1) (a) (i) A supply chain management policy may allow the accounting							
						-	
						-	
						-	
Regulation 36 (1) (a) (b) (ii) A supply chain management policy may allow the accounting							
						-	
						-	
						-	
Regulation 36 (1) (a) (v) A supply chain management policy may allow the accounting							
2025/2026	Provision for physical security personnel	Tubatse Security Services		20260212	TSS	R50 748	55037393
						R50 748	

Deviations for the month ended 28th February 2026 = R50 748,00

F. Unauthorized, Irregular, Fruitless and Wasteful Expenditure

Irregular Expenditure for the Month of February 2026 = R504 690,33

Name of Municipality: SEKHUKHUNE DISTRICT MUNICIPALITY								
No	Transaction details				Person Liable (Official or Political Office Bearer)	Type of Prohibited Expenditure	Status	
	Date of Payment	Payment Number	Amount	Description of Incident			UI	
1	20260205	55037348	R 210 660,48	NJ Van Der Wal (Supply of water)	IWS	Irregular Expenditure		X
2	20260205	55037349	R 294 029,85	Winterbach Familie Trust(Supply of water)	IWS	Irregular Expenditure		X
			504 690,33					

Unauthorized Expenditure for the month of February 2026 = R0,00

Unauthorised Exepnditure listing as at 28 February 2026							
Financial Year/Period of Incident	Invoice number	Amount	Date of Discovery	Date reported to Accouting officer	Date of payment	Payment number	UP
None	None	-	None	None	None	None	
	TOTAL AMOUNT	-					

Fruitless and wasteful Expenditure for the month of February 2026 = R0,00

Name of Municipality: SEKHUKHUNE DISTRICT MUNICIPALITY								
No	Transaction details				Person Liable (Official or Political Office Bearer)	Type of Prohibited Expenditure	Status	
	Date of Payment	Payment Number	Amount	Description of Incident			UI	
1					CPS	Fruitless & Wasteful Expenditure		X
	TOTAL AMOUNT		R -					

B. The Competitive Bidding Processes

The municipality processed 15 requisitions of goods and services through the competitive bidding processes as at the month of February 2026. There are 06 bid processes that are still in the in progress, 2 on advert and 7 have been referred for re-advert. 28 tenders have been awarded as at 28th February 2026.

Bids Specifications					
No.	Bid No.	Description of Service	Specifications Date	Advertisement Date	Closing Date of Advert
1	SK8/3/1-26/2025/2026	Face masks for fire fighters personel (once -off)	02//02/2026	12/02/2026	04/03/2026
2	SK8/3/1-26/2025/2026	Laptops, Printers and Mobile WIFI routers (once-off)	10/02/2026	12/02/2026	04/03/2026

Bids Evaluation					
No.	No.	Description of Service	Evaluation received	Date Received	Date Completed
1	SK8/3/1-18/2025/2026	Appointment of a panel for gardening,debushing,and maintanance of Municipal facilities for Sekhukhune District Municipality for period of three years	Yes	04/02/2026	In-progress
2	SK8/3/1-25/2025/2026	Physical Security Services for Cluster 4: Makhuduthamaga Local Muni for 3 years	Yes	26/02/2026	In-progress
3	SK8/3/1-24/2025/2026	Physical Security Services for Cluster 3: Groblersdal Town Local Muni for 3 years	Yes	26/02/2026	In-progress
4	SK8/3/1-23/2025/2026	Physical Security Services for Cluster 2: Elias Motsoaledi/Ephraim Mogale Local for 3 years	Yes	26/02/2026	In-progress
5	SK8/3/1-22/2025/2026	Physical Security Services for Cluster 1: Fetakgomo/Tubatse Local for 3 years	Yes	26/02/2026	In-progress
6	SK8/3/1-03/2025/2026	Establishment of a Database for Skills Development Providers for 3 Years	Yes	11/09/2025	Re-advert
7	SK8/3/1-10/2025/2026	Panel of General Building Construction for 3 Years	Yes	28/10/2025	Re-advert
8	SK8/3/1-15/2025/2026	ARCGIS Drone Devices and Its Software Licenses.	Yes	17/11/2025	Re-advert
9	SK8/3/1-47/2024/2025	Procurement of hardware computer equipment and peripheral for a period of three years.	Yes	20/06/2025	Re-advert
10	SK8/3/1-16/2025/2026	Electronic Records Management System for a Period of Three (3) Years.	Yes	02/12/2025	Re-advert

Bids Adjudication					
No.	No.	Description of Service	Adjudication received	Date Received	Date Completed
1	SK8/3/1-17/2025/2026	Laptop and Bags, Desktops and Projector (once-off)	Yes	12/02/2026	In-progress
2	SK8/3/1-26/2024/2025	Development of Fully Integrated Municipality Geographic System for a Three Years	Yes	23/12/2024	Re-Advert
3	SK8/3/1-46/2024/2025	Appointment of a panel for gardening,debushing,and maintanance of Municipal facilities for Sek	Yes	05/02/2025	Re-Advert

MFMA Section 71 financial reporting – February 2025/2026 financial year

Awarded Tenders						
No.	No.	Description of Service	Awarded received	Adjudication Date	Date Awarded	Awarded Bidder
1	SK8/3/1-01/2025/2026	Procurement of Personal Protective Equipment Bags	Yes	10/10/2025	13/10/2025	Tokollo Investment
2	SK8/3/1-05/2025/2026	Procurement of Office Equipment & Furniture	Yes	16/09/2024	29/09/2024	Tadi Enterprise T/A TE Technologies
3	SK8/3/1-09/2025/2026	Procurement of Laptops and Printers (Once-Off)	Yes	10/10/2025	13/10/2025	Collaborated Networks 48
4	SK8/3/1-49/2024/2025	Lebalelo Central Water Supply Scheme: 1A Contract A	Yes	18/08/2025	27/08/2025	Diff
5	SK8/3/1-50/2024/2025	Lebalelo Central Water Supply Scheme: 1A Contract B	Yes	18/08/2025	27/08/2025	Bothlabatsatsi
6	SK8/3/1-51/2024/2025	Lebalelo Central Water Supply Scheme: 1A Contract C	Yes	18/08/2025	27/08/2025	Blanko Investment
7	SK8/3/1-52/2024/2025	Mampuru Bulk Water Scheme: Phase 1A-Reservoirs	Yes	18/08/2025	27/08/2025	Murray and Dickson
8	SK8/3/1-53/2024/2025	Procurement of Vending System for Prepared Meters for 3 Years	Yes	16/09/2025	29/09/2025	Conlog (pty) ltd
9	SK8/3/1-54/2024/2025	Procurement of Working Tools/Equipment for 3 Years	Yes	03/10/2025	15/10/2025	Dev Dev (pty) ltd
10	SK8/3/1-55/2025/2026	Procurement of Performance Management System for 3 Years	Yes	29/10/2025	31/10/2025	Innovation Government Software
11	SK8/3/1-45/2024/2025	Lease of a New Vehicle and Full Maintenance for a Period of Three Years	Yes	18/08/2025	27/08/2025	Fleet Horizon
12	SK8/3/1-07/2025/2026	Refurbishment of Leeufontein WWTW	Yes	01/12/2025	19/12/2025	Fito and Son
13	SK8/3/1-08/2025/2026	Refurbishment of Dennilton WWTW	Yes	01/12/2025	19/12/2025	Munyatlala Shakwana
14	SK8/3/1-02/2025/2026	Panel of Travelling and Accommodation Services for 3 Years	Yes	01/12/2025	15/12/2025	1. Dirane Trading, 2. Reakgona Travel, 3. KDM Travel, 4. Ashcor Travel, 5. Masa M Travel
15	SK8/3/1-04/2025/2026	Procurement of Disaster Relief Materials for 3 Years	Yes	01/12/2025	15/12/2025	Tshwane Engineering and Hydraulic Suppliers, Unathi Catering and cleaning services, Rena Batswako Transport, whiterock 75 Investment and Holdings, Morwaswe General Trading Towing and Projects, Mashigwana Projects (PTY) LTD
16	SK8/3/1-06/2025/2026	Panel of Small Scheme Civil Contractor for 3 Years	Yes	05/12/2025	19/12/2025	Appointed Panel
17	SK8/3/1-12/2025/2026	Renewal of Antivirus Software License for 12 Months.	Yes	26/11/2025	04/12/2025	PMH Group of Companies
18	SK8/3/1-13/2025/2026	Servicing, Replacement, and Installation of Fire Extinguishers	Yes	21/01/2026	22/01/2026	Sgehlembe Projects & Services
19	SK8/3/1-14/2025/2026	GIS Equipment.	Yes	17/11/2025	22/01/2026	Segokgome Trading & Projects
20	SK8/3/1-44/2024/2025	Term contract for Auction Services for Period of Three (03) years	Yes	05/08/2025	10/08/2025	Five Star Trading Enterprise
21	SK8/3/1-19/2025/2026	Sucking, Emptying and Cleaning Of 400 VIP toilets units for Matierekeng RDP	Yes	29/01/2026	09/02/2026	Botepu Group
22	SK8/3/1-20/2025/2026	Sucking, Emptying and Cleaning Of 599 VIP toilets units for Mafisheng of Ephr	Yes	29/01/2026	09/02/2026	Blacksky Investment and Holding
23	SK8/3/1-21/2025/2026	Sucking, Emptying and Cleaning Of 1075 VIP toilets units for Walter Sisulu RD	Yes	29/01/2026	09/02/2026	Iets of Mach
24	SK8/3/1-11/2025/2026	Panel of Water Tenkering for 3 Years	Yes	13/02/2026	20/02/2026	Dikgale and Sebege Energies
25	SK8/3/1-11/2025/2026	Panel of Water Tenkering for 3 Years	Yes	13/02/2026	20/02/2026	Ngoato Le Nareadi Construction
26	SK8/3/1-11/2025/2026	Panel of Water Tenkering for 3 Years	Yes	13/02/2026	20/02/2026	Fit and Son Construction
27	SK8/3/1-11/2025/2026	Panel of Water Tenkering for 3 Years	Yes	13/02/2026	20/02/2026	Nkoto Catering and Projects
28	SK8/3/1-48/2024/2025	Procurement of internet services and domain hosting for a period of three year	Yes	11/09/2025	17/09/2025	Lakayla Investment (Pty) Ltd

MFMA Section 71 financial reporting – February 2025/2026 financial year

Purchase Orders less than R 30 000

REQUEST FOR QOUTATIONS - Less Than R 30 000						
No.	Supplier Name	Description	Date Received By S	Order Status	OrderNo.	Order Item Amt
1	PUTUKU TRADING AND PROJECTS (PTY)LTD	TOOL BOX SET 77pc	20260213	Outstanding Delivery	1036536	R51,75
2	EPHRAIM MOGALE LOCAL MUNICIPALITY	INTEREST	20260225	Outstanding Delivery	1036577	R80,98
3	BEN STRUCTIRAL STEEL ERECTION AND PROJECT	50MM PLASSON SOCKETS (COUPLING	20260209	Fully Recieved	1036453	R96,60
4	SOGANE BUSINESS ENTERPRISES	63MMX50MM UPVC MALE AD CL16	20260212	Outstanding Delivery	1036520	R117,88
5	PUTUKU TRADING AND PROJECTS (PTY)LTD	TOOL BOX SET 77pc	20260213	Outstanding Delivery	1036536	R124,20
6	ELIAS MOTSOLEDI MUNICIPALITY	REFUSE	20260212	Fully Recieved	1036526	R133,78
7	BEN STRUCTIRAL STEEL ERECTION AND PROJECT	75MM HDPE PLASSON PIPES	20260209	Fully Recieved	1036453	R149,50
8	BEN STRUCTIRAL STEEL ERECTION AND PROJECT	32MM PLASSON COUPLING	20260213	Fully Recieved	1036541	R149,65
9	BEN STRUCTIRAL STEEL ERECTION AND PROJECT	75MM PLASSON ADAPTOR (COUPLING	20260209	Fully Recieved	1036453	R152,95
10	BEN STRUCTIRAL STEEL ERECTION AND PROJECT	63MM PLASSON SOCKETS (COUPLING	20260209	Fully Recieved	1036453	R156,40
11	BEN STRUCTIRAL STEEL ERECTION AND PROJECT	40MMx32MM MALE ADAPTOR	20260213	Fully Recieved	1036541	R168,64
12	SOGANE BUSINESS ENTERPRISES	63MMX50MM UPVC MALE AD CL18	20260212	Outstanding Delivery	1036520	R177,68
13	FETAKGOMO LOCAL MUNICIPALITY	INTEREST	20260211	Fully Recieved	1036503	R220,27
14	BEN STRUCTIRAL STEEL ERECTION AND PROJECT	40MMx32MM MALE ADAPTOR	20260213	Fully Recieved	1036541	R222,36
15	BEN STRUCTIRAL STEEL ERECTION AND PROJECT	75MM PLASSON ADAPTOR (COUPLING	20260209	Fully Recieved	1036453	R287,50
16	BUMAZI PROPERTIES PTY LTD	SERVICE CHARGE	20260211	Fully Recieved	1036514	R300,00
17	SOGANE BUSINESS ENTERPRISES	40MMx32MM MALE ADAPTOR	20260212	Outstanding Delivery	1036520	R327,29
18	ELIAS MOTSOLEDI MUNICIPALITY	REFUSE	20260211	Fully Recieved	1036513	R327,44
19	ELIAS MOTSOLEDI MUNICIPALITY	REFUSE	20260218	Fully Recieved	1036550	R327,44
20	ELIAS MOTSOLEDI MUNICIPALITY	REFUSE	20260218	Fully Recieved	1036551	R327,44
21	ELIAS MOTSOLEDI MUNICIPALITY	ELECTRICITY SUPPLY	20260206	Fully Recieved	1036446	R346,27
22	EPHRAIM MOGALE LOCAL MUNICIPALITY	REFUSE	20260225	Outstanding Delivery	1036577	R358,46
23	SOGANE BUSINESS ENTERPRISES	63MMX50MM UPVC MALE AD CL19	20260212	Outstanding Delivery	1036520	R387,09
24	ELIAS MOTSOLEDI MUNICIPALITY	Electricity Payment	20260212	Fully Recieved	1036526	R410,86
25	TUBATSE ART DESIGNER CC	TOOL BOX WITH SPANNERS	20260206	Fully Recieved	1036448	R414,00
26	HLOSKA GROUP PTYLTD	SCOTCH CAST JOINTING KIT MX2	20260212	Fully Recieved	1036524	R425,50
27	TUBATSE ART DESIGNER CC	SCOTCH CAST JOINTING KIT MX2	20260227	Fully Recieved	1036619	R425,50
28	PUTUKU TRADING AND PROJECTS (PTY)LTD	TOOL BOX SET 77pc	20260213	Outstanding Delivery	1036536	R438,15
29	FETAKGOMO LOCAL MUNICIPALITY	REFUSE	20260211	Fully Recieved	1036503	R457,53
30	BEN STRUCTIRAL STEEL ERECTION AND PROJECT	32MM PLASSON FEMALE ADAPTOR	20260209	Fully Recieved	1036453	R483,00

MFMA Section 71 financial reporting – February 2025/2026 financial year

31	PUTUKU TRADING AND PROJECTS (PTY)LTD	3.75 KW SUBMISIBLE KIT	20260212	Fully Recieved	1036519	R517,50
32	SOGANE BUSINESS ENTERPRISES	40MMx32MM MALE ADAPTOR	20260212	Outstanding Delivery	1036520	R566,49
33	BEN STRUCTIRAL STEEL ERECTION AND PROJECT	50MM X65MM REDUCING BUSH	20260209	Fully Recieved	1036453	R592,25
34	BEN STRUCTIRAL STEEL ERECTION AND PROJECT	50MM PLASSON SOCKETS (COUPLING	20260209	Fully Recieved	1036453	R598,00
35	BEN STRUCTIRAL STEEL ERECTION AND PROJECT	75X63MM DIA REDUC UPVC ADAPTOR	20260209	Fully Recieved	1036453	R598,00
36	PUTUKU TRADING AND PROJECTS (PTY)LTD	HACKSAW GOOM	20260213	Outstanding Delivery	1036536	R630,20
37	BEN STRUCTIRAL STEEL ERECTION AND PROJECT	50mm x NON RETURN VALVE FLAT STEEL	20260209	Fully Recieved	1036453	R632,50
38	BEN STRUCTIRAL STEEL ERECTION AND PROJECT	PEAK & HEAD	20260209	Fully Recieved	1036453	R637,10
39	TUBATSE ART DESIGNER CC	STEEL BRUCH	20260206	Fully Recieved	1036448	R644,00
40	BEN STRUCTIRAL STEEL ERECTION AND PROJECT	80MM X 65MM GALV REDUCING BUSH	20260209	Fully Recieved	1036453	R644,00
41	PUTUKU TRADING AND PROJECTS (PTY)LTD	CHISEL 20X200MM	20260213	Outstanding Delivery	1036536	R662,40
42	BEN STRUCTIRAL STEEL ERECTION AND PROJECT	63MM PLASSON SOCKETS (COUPLING	20260209	Fully Recieved	1036453	R678,50
43	PUTUKU TRADING AND PROJECTS (PTY)LTD	15X2,5MM 5KG WELDING RODS	20260213	Outstanding Delivery	1036536	R733,70
44	TUBATSE ART DESIGNER CC	STEEL BRUCH	20260206	Fully Recieved	1036448	R736,00
45	BEN STRUCTIRAL STEEL ERECTION AND PROJECT	40MMx32MM MALE ADAPTOR	20260209	Fully Recieved	1036453	R736,00
46	BEN STRUCTIRAL STEEL ERECTION AND PROJECT	63MMX63MM PLASSON MALE ADAPTOR	20260209	Fully Recieved	1036453	R736,00
47	PUTUKU TRADING AND PROJECTS (PTY)LTD	TOOL BOX SET 77pc	20260213	Outstanding Delivery	1036536	R741,75
48	BEN STRUCTIRAL STEEL ERECTION AND PROJECT	32MM PLASSON FEMALE ADAPTOR	20260209	Fully Recieved	1036453	R790,05
49	PUTUKU TRADING AND PROJECTS (PTY)LTD	TOOL BOX SET 77pc	20260213	Outstanding Delivery	1036536	R796,95
50	BEN STRUCTIRAL STEEL ERECTION AND PROJECT	90MMX75MM UPVC PRESSURE ADAPTOR	20260209	Fully Recieved	1036453	R809,60
51	BEN STRUCTIRAL STEEL ERECTION AND PROJECT	40MM PLASSON FEMALE ADAPTOR	20260209	Fully Recieved	1036453	R839,50
52	BEN STRUCTIRAL STEEL ERECTION AND PROJECT	40MMX50MM PLASSON COUPLING	20260209	Fully Recieved	1036453	R845,25
53	BEN STRUCTIRAL STEEL ERECTION AND PROJECT	40MM PLASSON FEMALE ADAPTOR	20260209	Fully Recieved	1036453	R862,50
54	BEN STRUCTIRAL STEEL ERECTION AND PROJECT	ROUND NOSE SHOVELS H/DUTY	20260209	Fully Recieved	1036453	R872,85
55	PUTUKU TRADING AND PROJECTS (PTY)LTD	TOOL BOX SET 77pc	20260213	Outstanding Delivery	1036536	R885,50
56	PUTUKU TRADING AND PROJECTS (PTY)LTD	TOOL BOX SET 77pc	20260213	Outstanding Delivery	1036536	R888,95
57	BEN STRUCTIRAL STEEL ERECTION AND PROJECT	75MM HDPE PLASSON PIPES	20260209	Fully Recieved	1036453	R901,60
58	PUTUKU TRADING AND PROJECTS (PTY)LTD	350X20MM CHISEL CONCRETE Q TOOL	20260213	Outstanding Delivery	1036536	R937,25
59	BEN STRUCTIRAL STEEL ERECTION AND PROJECT	50MM X65MM REDUCING BUSH	20260209	Fully Recieved	1036453	R960,25
60	PUTUKU TRADING AND PROJECTS (PTY)LTD	TOOL BOX SET 77pc	20260213	Outstanding Delivery	1036536	R977,50
61	PUTUKU TRADING AND PROJECTS (PTY)LTD	15X2,5MM 5KG WELDING RODS	20260213	Outstanding Delivery	1036536	R982,10
62	TUBATSE ART DESIGNER CC	TOOL BOX WITH SPANNERS	20260206	Fully Recieved	1036448	R1 012,00
63	BEN STRUCTIRAL STEEL ERECTION AND PROJECT	40MMX50MM PLASSON COUPLING	20260209	Fully Recieved	1036453	R1 012,00
64	BEN STRUCTIRAL STEEL ERECTION AND PROJECT	50MM X 20MM PLASSON COUPLING	20260209	Fully Recieved	1036453	R1 012,00
65	BEN STRUCTIRAL STEEL ERECTION AND PROJECT	110MM X 90MM PLASSON COUPLING	20260209	Fully Recieved	1036453	R1 012,00

MFMA Section 71 financial reporting – February 2025/2026 financial year

66	ELIAS MOTSOLEDI MUNICIPALITY	PAYMENT OF PROPERTY TAX	20260212	Fully Recieved	1036526	R1 065,95
67	BEN STRUCTIRAL STEEL ERECTION AND PROJECT	32MM PLASSON COUPLING	20260213	Fully Recieved	1036541	R1 070,33
68	BEN STRUCTIRAL STEEL ERECTION AND PROJECT	75MM HDPE PLASSON PIPES	20260209	Fully Recieved	1036453	R1 081,00
69	NMS LEPELLE NORTHERN WATER	WATER RESEARCH FUND	20260213	Fully Recieved	1036535	R1 122,96
70	PUTUKU TRADING AND PROJECTS (PTY)LTD	350X20MM CHISEL CONCRETE Q TOOL	20260213	Outstanding Delivery	1036536	R1 182,20
71	BEN STRUCTIRAL STEEL ERECTION AND PROJECT	WRENCH ADJUSTABLE 450MM	20260209	Fully Recieved	1036453	R1 202,90
72	BEN STRUCTIRAL STEEL ERECTION AND PROJECT	63MM PLASSON SOCKETS (COUPLING	20260209	Fully Recieved	1036453	R1 219,00
73	PUTUKU TRADING AND PROJECTS (PTY)LTD	HACKSAW GOOM	20260213	Outstanding Delivery	1036536	R1 289,15
74	TUBATSE ART DESIGNER CC	TOOL BOX WITH SPANNERS	20260206	Fully Recieved	1036448	R1 380,00
75	PUTUKU TRADING AND PROJECTS (PTY)LTD	TOOL BOX SET 77pc	20260213	Outstanding Delivery	1036536	R1 397,25
76	PUTUKU TRADING AND PROJECTS (PTY)LTD	PIPE LUBRICATOR SOAP 5L	20260213	Outstanding Delivery	1036536	R1 437,50
77	BUMAZI PROPERTIES PTY LTD	COST RECOVERY FOR BAREKI MALL DURING AUGUST 2025	20260224	Fully Recieved	1036568	R1 590,65
78	BEN STRUCTIRAL STEEL ERECTION AND PROJECT	90MM UPVC COUPLING CLASS 9	20260209	Fully Recieved	1036453	R1 633,00
79	BEN STRUCTIRAL STEEL ERECTION AND PROJECT	75MM HDPE PLASSON PIPES	20260209	Fully Recieved	1036453	R1 637,60
80	BEN STRUCTIRAL STEEL ERECTION AND PROJECT	40MM PLASSON FEMALE ADAPTOR	20260209	Fully Recieved	1036453	R1 642,20
81	BEN STRUCTIRAL STEEL ERECTION AND PROJECT	50MM PLASSON SOCKETS (COUPLING	20260209	Fully Recieved	1036453	R1 656,00
82	BEN STRUCTIRAL STEEL ERECTION AND PROJECT	50MM X 20MM PLASSON COUPLING	20260209	Fully Recieved	1036453	R1 725,00
83	NMS LEPELLE NORTHERN WATER	WATER RESEARCH FUND	20260213	Fully Recieved	1036534	R1 747,48
84	PUTUKU TRADING AND PROJECTS (PTY)LTD	HACKSAW GOOM	20260213	Outstanding Delivery	1036536	R1 794,00
85	BEN STRUCTIRAL STEEL ERECTION AND PROJECT	50MM RBX AIR RELEASE VALVE	20260209	Fully Recieved	1036453	R1 932,00
86	PUTUKU TRADING AND PROJECTS (PTY)LTD	15X2,5MM 5KG WELDING RODS	20260213	Outstanding Delivery	1036536	R1 940,05
87	BEN STRUCTIRAL STEEL ERECTION AND PROJECT	80MM X 65MM GALV REDUCING BUSH	20260209	Fully Recieved	1036453	R1 955,00
88	SOGANE BUSINESS ENTERPRISES	40MMx32MM MALE ADAPTOR	20260212	Outstanding Delivery	1036520	R1 971,91
89	ASHCOR TRAVELS PTY LTD	ACCOMMODATION FOR NKABINDE SB AROUND FETAKGOMOLO	20260204	Fully Recieved	1036384	R2 001,00
90	THE BLACK BROTHERS (PTY)LTD (2023/269587/07)	BREAKFAST AND LUNCH FOR DISTRICT AIDS COUNCILVERIFICA	20260206	Outstanding Delivery	1036443	R2 020,00
91	ASHCOR TRAVELS PTY LTD	ACCOMODATION FOR MR. KUPA T , ATTENDING THEPROVINCIA	20260206	Fully Recieved	1036436	R2 056,20
92	BEN STRUCTIRAL STEEL ERECTION AND PROJECT	50mm x NON RETURN VALVE FLAT STEEL	20260209	Fully Recieved	1036453	R2 098,75
93	ASHCOR TRAVELS PTY LTD	ACCOMODATION FOR MR MATHIBELA LUCKY TO ATTENDAWAR	20260206	Fully Recieved	1036434	R2 180,40
94	SOGANE BUSINESS ENTERPRISES	50MM x50MM PLASSON MALE ADAPTOR	20260212	Outstanding Delivery	1036520	R2 235,03
95	ASHCOR TRAVELS PTY LTD	ACCOMMODATION FOR MR MAWELA T AT KARIBU LEISURERESC	20260205	Fully Recieved	1036425	R2 346,00
96	ASHCOR TRAVELS PTY LTD	ACCOMMODATION FOR CLLR MAKOFANE T	20260205	Fully Recieved	1036425	R2 346,00
97	MASA M PROJECTS PTY LTD	ACCOMMODATION FOR MR TSHEPO PUANE (9-10 FEBRUARY20	20260210	Outstanding Delivery	1036471	R2 346,00
98	ELIAS MOTSOLEDI MUNICIPALITY	PAYMENT OF PROPERTY TAX	20260211	Fully Recieved	1036513	R2 377,33
99	URBAN GLOBAL SERVICES (2023/155518/07)	LUNCH FOR COUNCIL WHIPPERY MEETING	20260209	Outstanding Delivery	1036470	R2 400,00
100	SHERRIFF FOR GROBLERSDAL AND MOUTSE TRUST A	SHERIFF GROBLERSDAL	20260211	Fully Recieved	1036492	R2 410,40

MFMA Section 71 financial reporting – February 2025/2026 financial year

101	BEN STRUCTURAL STEEL ERECTION AND PROJECT	63MMX50MM PLASSON COUPLING	20260209	Fully Recieved	1036453	R2 507,00
102	NTSHIANA TRADING ENTERPRISE (2007/219216/23)	200MM DN GATE VALVE FLENCHED	20260209	Outstanding Delivery	1036455	R2 549,09
103	BEN STRUCTURAL STEEL ERECTION AND PROJECT	ROUND NOSE SHOVELS H/DUTY	20260209	Fully Recieved	1036453	R2 580,60
104	VUKA MALANGENI (PTY)LTD (2016/089530/07)	SUPPLY OF OIL	20260218	Outstanding Delivery	1036556	R2 656,50
105	LOSKOP ALARMS	Payment for Security Alarm Monitoring Services onSDM Offices	20260210	Fully Recieved	1036478	R2 685,00
106	TUBATSE ART DESIGNER CC	TOOL BOX WITH SPANNERS	20260206	Fully Recieved	1036448	R2 773,80
107	BEN STRUCTURAL STEEL ERECTION AND PROJECT	900MM WRENCH ADJUSTABLE	20260209	Fully Recieved	1036453	R2 792,20
108	BEN STRUCTURAL STEEL ERECTION AND PROJECT	63MM UPVC COUPLING	20260209	Fully Recieved	1036453	R2 829,00
109	PUTUKU TRADING AND PROJECTS (PTY)LTD	TOOL BOX SET 77pc	20260212	Outstanding Delivery	1036522	R2 875,00
110	ELIAS MOTSOLEDI MUNICIPALITY	Electricity Payment	20260211	Fully Recieved	1036513	R2 901,96
111	PUTUKU TRADING AND PROJECTS (PTY)LTD	15X2,5MM 5KG WELDING RODS	20260213	Outstanding Delivery	1036536	R2 907,20
112	BEN STRUCTURAL STEEL ERECTION AND PROJECT	80mm x NON RETURN VALVE BRAS	20260209	Fully Recieved	1036453	R2 970,45
113	BEN STRUCTURAL STEEL ERECTION AND PROJECT	63MM UPVC COUPLING	20260209	Fully Recieved	1036453	R3 002,65
114	PUTUKU TRADING AND PROJECTS (PTY)LTD	CHISEL 20X200MM	20260213	Outstanding Delivery	1036536	R3 115,35
115	EPHRAIM MOGALE LOCAL MUNICIPALITY	Electricity Payment	20260225	Outstanding Delivery	1036577	R3 197,95
116	BEN STRUCTURAL STEEL ERECTION AND PROJECT	75MM HDPE PLASSON PIPES	20260209	Fully Recieved	1036453	R3 243,00
117	NTSHIANA TRADING ENTERPRISE (2007/219216/23)	200MM DN GATE VALVE FLENCHED	20260209	Outstanding Delivery	1036455	R3 614,91
118	BEN STRUCTURAL STEEL ERECTION AND PROJECT	80mm x NON RETURN VALVE BRAS	20260209	Fully Recieved	1036453	R3 634,00
119	NMS LEPELLE NORTHERN WATER	WATER RESEARCH FUND	20260212	Fully Recieved	1036528	R3 636,81
120	PUTUKU TRADING AND PROJECTS (PTY)LTD	TOOL BOX SET 77pc	20260212	Outstanding Delivery	1036522	R3 680,00
121	SOGANE BUSINESS ENTERPRISES	50MM x50MM PLASSON MALE ADAPTOR	20260212	Outstanding Delivery	1036520	R3 704,61
122	ELIAS MOTSOLEDI MUNICIPALITY	PAYMENT OF PROPERTY TAX	20260218	Fully Recieved	1036551	R3 720,42
123	BEN STRUCTURAL STEEL ERECTION AND PROJECT	PICK HEAD +F/GLASS COMBO	20260209	Fully Recieved	1036453	R3 887,00
124	PHELADI NOKO B1 FUNERALS	LUNCH FOR WORKING SESSION AND ORDINARY MEETING ATSD	20260204	Outstanding Delivery	1036386	R3 967,50
125	ASHCOR TRAVELS PTY LTD	ACCOMODATION FOR MADIHLABA LEVI ATTENDING THE TASKE	20260205	Fully Recieved	1036414	R4 002,00
126	PUTUKU TRADING AND PROJECTS (PTY)LTD	TOOL BOX SET 77pc	20260212	Outstanding Delivery	1036522	R4 025,00
127	PUTUKU TRADING AND PROJECTS (PTY)LTD	WELDER INVERTER METAL AR	20260212	Outstanding Delivery	1036522	R4 025,00
128	PUTUKU TRADING AND PROJECTS (PTY)LTD	TOOL BOX SET 77pc	20260212	Outstanding Delivery	1036522	R4 255,00
129	SOGANE BUSINESS ENTERPRISES	50MM x50MM PLASSON MALE ADAPTOR	20260212	Outstanding Delivery	1036520	R4 302,84
130	DIRANE TRADING (PTY) LTD (2011/129179/07)	ACCOMMODATION FOR MADIHLABA LEVI AROUND WATERBUR	20260205	Outstanding Delivery	1036406	R4 305,60
131	PUTUKU TRADING AND PROJECTS (PTY)LTD	TOOL BOX SET 77pc	20260212	Outstanding Delivery	1036522	R4 370,00
132	PUTUKU TRADING AND PROJECTS (PTY)LTD	HACKSAW GOOM	20260212	Outstanding Delivery	1036522	R4 370,00
133	PUTUKU TRADING AND PROJECTS (PTY)LTD	TOOL BOX SET 77pc	20260212	Outstanding Delivery	1036522	R4 485,00
134	PUTUKU TRADING AND PROJECTS (PTY)LTD	TOOL BOX SET 77pc	20260212	Outstanding Delivery	1036522	R4 485,00
135	PUTUKU TRADING AND PROJECTS (PTY)LTD	5000-1000 MEASURING WHEEL	20260212	Outstanding Delivery	1036522	R4 485,00
136	PUTUKU TRADING AND PROJECTS (PTY)LTD	5000-1000 MEASURING WHEEL	20260213	Outstanding Delivery	1036536	R4 551,70
137	KDM TRAVEL EXPRESS	ACCOMODATION FOR Ms MAHLANGU M.G FOR ATTENDINGQU	20260206	Outstanding Delivery	1036435	R4 554,00
138	BLACKSKY INVESTMENS AND HOLDINGS	LUNCH FOR MPAC MEETING	20260205	Fully Recieved	1036428	R4 571,25
139	BEN STRUCTURAL STEEL ERECTION AND PROJECT	50MM UPVC PIPE CLASS 09	20260209	Fully Recieved	1036453	R4 600,00
140	KGOBOKANANG BUSINESS PROJECTS	TRANSPORTATION OF DIESEL AND PETROL	20260210	Outstanding Delivery	1036483	R4 600,00
141	ASHCOR TRAVELS PTY LTD	ACCOMODATION FOR MR MADIEGA TG TO ATTEND FORUM	20260205	Outstanding Delivery	1036429	R4 623,00
142	BEN STRUCTURAL STEEL ERECTION AND PROJECT	ROUND NOSE SHOVELS H/DUTY	20260209	Fully Recieved	1036453	R4 692,00
143	BEN STRUCTURAL STEEL ERECTION AND PROJECT	PICK HEAD +F/GLASS COMBO	20260209	Fully Recieved	1036453	R4 899,00
144	BEN STRUCTURAL STEEL ERECTION AND PROJECT	90MM UPVC COUPLING CLASS 11	20260209	Fully Recieved	1036453	R4 956,50
145	BEN STRUCTURAL STEEL ERECTION AND PROJECT	63MM PLASSON END CAP	20260209	Fully Recieved	1036453	R4 956,50
146	NAPE WA MALETSIRI TRADING PTY LTD	LUNCH FOR MPAC TASK TEAM (02 OCTOBER 2025)	20260211	Outstanding Delivery	1036496	R4 995,00
147	KDM TRAVEL EXPRESS	ACCOMODATION FOR CHAIRPERSON OF WOMEN CAUCUS CL	20260216	Outstanding Delivery	1036548	R5 092,20
148	KDM TRAVEL EXPRESS	ACCOMODATION FOR CHAIRPERSON OF WOMEN CAUCUS CL	20260216	Outstanding Delivery	1036548	R5 092,20
149	PUTUKU TRADING AND PROJECTS (PTY)LTD	TOOL BOX SET 77pc	20260212	Outstanding Delivery	1036522	R5 175,00
150	PUTUKU TRADING AND PROJECTS (PTY)LTD	TOOL BOX SET 77pc	20260212	Outstanding Delivery	1036522	R5 175,00

MFMA Section 71 financial reporting – February 2025/2026 financial year

151	NTANTABELA TRADING AND PROJECTS(PTY)LTD	LUNCH FOR JOINT IWS AND PLANNING IGR FORUM	20260203	Outstanding Delivery	1036366	R5 229,60
152	URBAN GLOBAL SERVICES (2023/155518/07)	PAYMENT OF CATERING FOR THE LAUNCH OF DISTRICT ,RULES	20260210	Fully Recieved	1036481	R5 250,00
153	PUTUKU TRADING AND PROJECTS (PTY)LTD	7.5HP/3600MM PETROL WATER PUMP GENERATOR	20260212	Outstanding Delivery	1036522	R5 290,00
154	NMS LEPELLE NORTHERN WATER	WATER RESEARCH FUND	20260212	Fully Recieved	1036529	R5 542,91
155	BEN STRUCTIRAL STEEL ERECTION AND PROJECT	63MM PLASSON SOCKETS (COUPLING	20260209	Fully Recieved	1036453	R5 589,00
156	PUTUKU TRADING AND PROJECTS (PTY)LTD	HACKSAW GOOM	20260212	Outstanding Delivery	1036522	R5 719,87
157	PUTUKU TRADING AND PROJECTS (PTY)LTD	15X2,5MM 5KG WELDING RODS	20260212	Outstanding Delivery	1036522	R5 750,00
158	PUTUKU TRADING AND PROJECTS (PTY)LTD	CHISEL 20X200MM	20260212	Outstanding Delivery	1036522	R5 750,00
159	BEN STRUCTIRAL STEEL ERECTION AND PROJECT	32MM X 100M HDPE PIPE	20260213	Fully Recieved	1036541	R5 757,41
160	DIRANE TRADING (PTY) LTD (2011/129179/07)	ACCOMODATION FOR MR ISAAC MAHLAKWANE FOR ATTENDIN	20260225	Outstanding Delivery	1036584	R5 796,00
161	FITO AND SONS CONSTRUCTION AND PROJECTS	75X63 UPVC M&F REDUCER CL5	20260209	Fully Recieved	1036467	R5 801,43
162	VUKA MALANGENI (PTY)LTD (2016/089530/07)	SUPPLY OF PETROL	20260218	Outstanding Delivery	1036553	R5 955,39
163	MONGWAI BUSINESS SOLUTIONS (2019/499111/07)	LUNCH FOR DISTRICT MUNICIPAL PLANNING TRIBUNAL	20260211	Outstanding Delivery	1036493	R6 000,00
164	LEGOBOLE GROUP PTY LTD (2020/542293/07)	MORNING TEA AND LUNCH FOR 2025/2026 MID-YEARPERFORM	20260211	Fully Recieved	1036517	R6 040,00
165	BEN STRUCTIRAL STEEL ERECTION AND PROJECT	63MMX50MM PLASSON COUPLING	20260209	Fully Recieved	1036453	R6 049,00
166	BEN STRUCTIRAL STEEL ERECTION AND PROJECT	90MM X 80MM PLASSON COUPLING	20260209	Fully Recieved	1036453	R6 049,00
167	LSCM PROJECT (2016/121670/07)	CATERING FOR MORAL REGENERATION CONSULTATIVEMEETIN	20260211	Outstanding Delivery	1036494	R6 360,00
168	FITO AND SONS CONSTRUCTION AND PROJECTS	75X63 UPVC M&F REDUCER CL7	20260209	Fully Recieved	1036467	R6 440,00
169	PUTUKU TRADING AND PROJECTS (PTY)LTD	7.5HP/3600MM PETROL WATER PUMP GENERATOR	20260213	Outstanding Delivery	1036536	R6 491,75
170	BEN STRUCTIRAL STEEL ERECTION AND PROJECT	63MM PLASSON SOCKETS (COUPLING	20260209	Fully Recieved	1036453	R6 503,25
171	TUBATSE ART DESIGNER CC	2.5MM X 5KG ELECTRODES	20260206	Fully Recieved	1036448	R6 578,00
172	NMS LEPELLE NORTHERN WATER	WATER RESEARCH FUND	20260213	Fully Recieved	1036533	R6 580,29
173	KDM TRAVEL EXPRESS	ACCOMODATION ,DINNER AND BREAKFAST FOR L NTOBENGS M	20260225	Outstanding Delivery	1036583	R6 624,00
174	VUKA MALANGENI (PTY)LTD (2016/089530/07)	SUPPLY AND DELIVER DIESEL FOR NEBO BOREHOLEENGINE	20260218	Outstanding Delivery	1036553	R6 647,76
175	BE FOR SUNSET TRADING AND PROJECTS 134	TOOL BOX SET 77pc	20260219	Fully Recieved	1036563	R6 700,00
176	LEADERSHIP ACADEMY FOR GUARDIANS OF GOVERN	PAYMENT FOR REGISTRATION FEE FOE 1 SENIOR INTERNALAUD	20260206	Outstanding Delivery	1036433	R6 741,30
177	KDM TRAVEL EXPRESS	ACCOMMODATION, DINNER AND BREAKFAST FOR MR MOGAN	20260213	Outstanding Delivery	1036540	R7 017,30
178	ASHCOR TRAVELS PTY LTD	ACCOMODATION FOR DISASTER OFFICERS	20260205	Outstanding Delivery	1036415	R7 038,00
179	MASA M PROJECTS PTY LTD	ACCOMODATION, BREAKFAST AND DINNER FOR CHRISTINAHM	20260209	Outstanding Delivery	1036468	R7 038,00
180	MASA M PROJECTS PTY LTD	ACCOMMODATION FOR MADIHLABA LEVI AROUND POLOKWAN	20260210	Outstanding Delivery	1036475	R7 038,00
181	SOGANE BUSINESS ENTERPRISES	63MMX50MM UPVC MALE AD CL20	20260212	Outstanding Delivery	1036520	R7 095,62
182	BE FOR SUNSET TRADING AND PROJECTS 134	TOOL BOX SET 77pc	20260219	Fully Recieved	1036563	R7 100,00
183	PUTUKU TRADING AND PROJECTS (PTY)LTD	WELDER INVERTER METAL AR	20260213	Outstanding Delivery	1036536	R7 112,75
184	FITO AND SONS CONSTRUCTION AND PROJECTS	75X63 UPVC M&F REDUCER CL8	20260209	Fully Recieved	1036467	R7 222,00
185	BEN STRUCTIRAL STEEL ERECTION AND PROJECT	63MM UPVC COUPLING	20260209	Fully Recieved	1036453	R7 239,25
186	PUTUKU TRADING AND PROJECTS (PTY)LTD	TOOL BOX SET 77pc	20260212	Outstanding Delivery	1036522	R7 245,00
187	BEN STRUCTIRAL STEEL ERECTION AND PROJECT	32MM PLASSON FEMALE ADAPTOR	20260209	Fully Recieved	1036453	R7 310,55
188	PUTUKU TRADING AND PROJECTS (PTY)LTD	PIPE LUBRICATOR SOAP 5L	20260212	Outstanding Delivery	1036522	R7 475,00
189	SUPREME AUTOBODY BESIGHEIDSTRUST	INSURANCE TO SUPREME AUTOBODY FOR REPAIRS DONE ONV	20260224	Fully Recieved	1036569	R7 500,00
190	BEN STRUCTIRAL STEEL ERECTION AND PROJECT	90MM UPVC COUPLING CLASS 10	20260209	Fully Recieved	1036453	R7 526,75

MFMA Section 71 financial reporting – February 2025/2026 financial year

191	BE FOR SUNSET TRADING AND PROJECTS 134	TOOL BOX SET 77pc	20260219	Fully Recieved	1036563	R7 540,00
192	NMS LEPELLE NORTHERN WATER	WATER RESEARCH FUND	20260213	Fully Recieved	1036532	R8 208,67
193	BE FOR SUNSET TRADING AND PROJECTS 134	TOOL BOX SET 77pc	20260219	Fully Recieved	1036563	R8 500,00
194	BEN STRUCTIRAL STEEL ERECTION AND PROJECT	50MM RBX AIR RELEASE VALVE	20260209	Fully Recieved	1036453	R8 500,80
195	DR JS MOROKA LOCAL MUNICIPALITY	BULK WATER SUPPLY AT TSHIKANOSI (DEC 2025)	20260211	Fully Recieved	1036501	R8 590,06
196	KDM TRAVEL EXPRESS	ACCOMODATION FOR MOLOGADI AND BOITUMELO TO ATTEND	20260205	Fully Recieved	1036430	R8 611,20
197	VUKA MALANGENI (PTY)LTD (2016/089530/07)	TRANSPORT TO SUPPLY DIESEL AND OIL	20260218	Outstanding Delivery	1036556	R8 625,00
198	ELIAS MOTSOLEDI MUNICIPALITY	Electricity Payment	20260218	Fully Recieved	1036550	R8 725,74
199	FITO AND SONS CONSTRUCTION AND PROJECTS	75X63 UPVC M&F REDUCER CL9	20260209	Fully Recieved	1036467	R8 740,00
200	TUBATSE ART DESIGNER CC	SCOTCH CAST JOINTING KIT MX1	20260227	Fully Recieved	1036619	R8 912,50
201	PUTUKU TRADING AND PROJECTS (PTY)LTD	HACKSAW GOOM	20260212	Outstanding Delivery	1036522	R8 924,00
202	SOGANE BUSINESS ENTERPRISES	40MMx32MM MALE ADAPTOR	20260212	Outstanding Delivery	1036520	R8 968,51
203	ELIAS MOTSOLEDI MUNICIPALITY	Electricity Payment	20260218	Fully Recieved	1036551	R8 986,50
204	PHELADI NOKO B1 FUNERALS	LUNCH FOR THE REVIEW OF GIS AND IGR STRATEGYREVIEW FO	20260205	Outstanding Delivery	1036413	R9 039,00
205	PUTUKU TRADING AND PROJECTS (PTY)LTD	350X20MM CHISEL CONCRETE Q TOOL	20260212	Outstanding Delivery	1036522	R9 074,65
206	UNISA	Payment of Stydy Fees for Tjebane MI at UNISA	20260227	Fully Recieved	1036609	R9 160,00
207	URBAN GLOBAL SERVICES (2023/155518/07)	CATERING FOR SPECIAL MAYORAL COMMITTEE HELD AT SDMC	20260203	Outstanding Delivery	1036364	R9 175,00
208	PHELADI NOKO B1 FUNERALS	BOTTLED WATER FOR IGR FORUMS	20260210	Outstanding Delivery	1036489	R9 200,00
209	PUTUKU TRADING AND PROJECTS (PTY)LTD	TOOL BOX SET 77pc	20260212	Outstanding Delivery	1036522	R9 200,00
210	ASHCOR TRAVELS PTY LTD	ACCOMMODATION FOR MS. ROBINSON DK AND MS. MAHLANG	20260205	Fully Recieved	1036424	R9 660,00
211	PUTUKU TRADING AND PROJECTS (PTY)LTD	TOOL BOX SET 77pc	20260212	Outstanding Delivery	1036522	R9 717,50
212	MADEBELE A KOPA (2021/465388/07)	PROCUREMENT OF SURGICAL FACE MASKS	20260210	Fully Recieved	1036479	R9 950,00
213	NMS LEPELLE NORTHERN WATER	WATER RESEARCH FUND	20260213	Fully Recieved	1036531	R10 113,80
214	KUNENE MAKOPO RISK SOLUTIONS	Payment of Shortfall to Bidvest Bank for VehicleLG 87 GP involve	20260225	Fully Recieved	1036580	R10 325,00
215	EBONY & IVORY ADVERTISING MARKETING PROMOTIO	ADVERT FOR INTERNET SERVICES FOR 3 YEAR ANDADVERT FOR	20260206	Fully Recieved	1036444	R10 350,00
216	PUTUKU TRADING AND PROJECTS (PTY)LTD	TOOL BOX SET 77pc	20260212	Outstanding Delivery	1036522	R10 350,00
217	EBONY & IVORY ADVERTISING MARKETING PROMOTIO	ADVERTISEMENT FOR X2 BIDS ON SOWETAN OF THE 16THFEB 2	20260213	Outstanding Delivery	1036539	R10 350,00
218	EPHRAIM MOGALE LOCAL MUNICIPALITY	OPENING BALANCE	20260225	Outstanding Delivery	1036577	R10 533,44
219	PUTUKU TRADING AND PROJECTS (PTY)LTD	350X20MM CHISEL CONCRETE Q TOOL	20260212	Outstanding Delivery	1036522	R10 580,00
220	SOGANE BUSINESS ENTERPRISES	50MM x50MM PLASSON MALE ADAPTOR	20260212	Outstanding Delivery	1036520	R10 659,35

MFMA Section 71 financial reporting – February 2025/2026 financial year

221	BEN STRUCTURAL STEEL ERECTION AND PROJECT	32MM X 100M HDPE PIPE	20260209	Fully Recieved	1036453	R10 764,00
222	FETAKGOMO LOCAL MUNICIPALITY	PAYMENT OF PROPERTY TAX	20260211	Fully Recieved	1036503	<u>R10 850,00</u>
223	VUKA MALANGENI (PTY)LTD (2016/089530/07)	TRANSPORT	20260218	Outstanding Delivery	1036553	R10 925,00
224	DEPARTMENT OF WATER AND SANITATION	WATER RESEARCH FUND.	20260226	Fully Recieved	1036590	R10 944,81
225	SOGANE BUSINESS ENTERPRISES	40MMx32MM MALE ADAPTOR	20260212	Outstanding Delivery	1036520	R11 044,72
226	KGOBOKANANG BUSINESS PROJECTS	2 DRUMS OF 210 LITRES OF UNLEADED PETROL	20260210	Outstanding Delivery	1036483	R11 151,00
227	SOGANE BUSINESS ENTERPRISES	50MM x50MM PLASSON MALE ADAPTOR	20260212	Outstanding Delivery	1036520	R11 347,05
228	SOGANE BUSINESS ENTERPRISES	63MMX50MM UPVC MALE AD CL17	20260212	Outstanding Delivery	1036520	R11 361,25
229	PUTUKU TRADING AND PROJECTS (PTY)LTD	TOOL BOX SET 77pc	20260212	Outstanding Delivery	1036522	R11 500,00
230	BEN STRUCTURAL STEEL ERECTION AND PROJECT	75MM PLASSON ADAPTOR (COUPLING	20260209	Fully Recieved	1036453	R11 833,50
231	THE AUDITOR GENERAL	Payment to AGSA for Audit Work Done	20260210	Fully Recieved	1036477	R11 873,75
232	BEN STRUCTURAL STEEL ERECTION AND PROJECT	WRENCH ADJUSTABLE 450MM	20260209	Fully Recieved	1036453	R11 923,20
233	BEN STRUCTURAL STEEL ERECTION AND PROJECT	PICK HEAD +F/GLASS COMBO	20260209	Fully Recieved	1036453	R11 923,20
234	CS BARLOW SEKHUKHUNE FET COLLE	PAYMENT FOR EDUCATION ,TRAINING AN DEVELOPMENT OF	20260212	Outstanding Delivery	1036523	R12 000,00
235	NORTH WEST UNIVERSITY	Payment of Training for Thabiso Mashaba to StudyCommerci	20260203	Fully Recieved	1036359	R12 200,00
236	TEMOTLAKA (PTY) LTD (2019/169882/07)	CATERING FOR THE SEKHUKHUNE SPLUMA, LANDDEVELOPME	20260210	Outstanding Delivery	1036487	R12 512,00
237	FITO AND SONS CONSTRUCTION AND PROJECTS	75X63 UPVC M&F REDUCER CL6	20260209	Fully Recieved	1036467	R12 535,00
238	DIRANE TRADING (PTY) LTD (2011/129179/07)	ACCOMODATION FOR 06 COUNCILORS	20260205	Outstanding Delivery	1036411	R13 248,00
239	DIRANE TRADING (PTY) LTD (2011/129179/07)	ACCOMODATION FOR 6 OFFICIALS	20260205	Outstanding Delivery	1036411	R13 248,00
240	FITO AND SONS CONSTRUCTION AND PROJECTS	TOOL BOX SET 77pc	20260212	Outstanding Delivery	1036530	R13 265,25
241	BEN STRUCTURAL STEEL ERECTION AND PROJECT	32MM X 100M HDPE PIPE	20260209	Fully Recieved	1036453	R13 512,50
242	REAKGONA TRAVEL SERICES AND PROJECTS	ACCOMMODATION FOR MS. EVELYN HAMESE AND MRMOKW	20260205	Outstanding Delivery	1036405	R13 662,00
243	LEADERSHIP ACADEMY FOR GUARDIANS OF GOVERN	REGISTRATION FEE PAYMENT FOR 2 INTERNAL AUDITORSTO A	20260206	Outstanding Delivery	1036432	R13 739,76
244	HLOSKA GROUP PTYLTD	9,2kw motor	20260212	Fully Recieved	1036524	R13 800,00
245	BEN STRUCTURAL STEEL ERECTION AND PROJECT	50MM RBX AIR RELEASE VALVE	20260209	Fully Recieved	1036453	R13 843,70
246	KDM TRAVEL EXPRESS	ACCOMODATION FOR B MASHIGOANA, D SEREKU, S MTSHWB	20260205	Outstanding Delivery	1036408	R13 993,20
247	KDM TRAVEL EXPRESS	ACCOMODATION FOR MR. CLEOPAS NCHABELENG ANDKATLE	20260205	Fully Recieved	1036422	R13 993,20
248	PUTUKU TRADING AND PROJECTS (PTY)LTD	5,5KW PETROL GENERATOR	20260212	Outstanding Delivery	1036522	R14 490,00
249	SFMD PROPERTIES (2017/303092/07)	Rental Payment for Matlerekeng Office for theMonth of Marc	20260224	Fully Recieved	1036573	R14 624,00
250	BEN STRUCTURAL STEEL ERECTION AND PROJECT	63MM PLASSON SOCKETS (COUPLING	20260209	Fully Recieved	1036453	R14 748,75

MFMA Section 71 financial reporting – February 2025/2026 financial year

251	STADIO (PTY)LTD 2004/031722/07	STUDY FEES FOR CHOMA P.R AS A BURSARY HOLDER	20260205	Fully Recieved	1036397	R14 770,00
252	FITO AND SONS CONSTRUCTION AND PROJECTS	TOOL BOX SET 77pc	20260212	Outstanding Delivery	1036530	R14 946,55
253	PHELADI NOKO B1 FUNERALS	LUNCH FOR ETHICS COMMITTEE	20260225	Outstanding Delivery	1036576	R15 065,00
254	BEN STRUCTIRAL STEEL ERECTION AND PROJECT	110MM X 90MM PLASSON COUPLING	20260209	Fully Recieved	1036453	R15 352,50
255	BEN STRUCTIRAL STEEL ERECTION AND PROJECT	110MM X 90MM PLASSON COUPLING	20260209	Fully Recieved	1036453	R15 352,50
256	BEN STRUCTIRAL STEEL ERECTION AND PROJECT	110MM UPVC PIPE CL 12	20260209	Fully Recieved	1036453	R15 479,00
257	SOGANE BUSINESS ENTERPRISES	40MMx32MM MALE ADAPTOR	20260212	Outstanding Delivery	1036520	R15 487,45
258	BUMAZI PROPERTIES PTY LTD	COST RECOVERY	20260224	Fully Recieved	1036568	R15 505,93
259	PUTUKU TRADING AND PROJECTS (PTY)LTD	JACK HAMMER SET	20260212	Outstanding Delivery	1036522	R15 697,50
260	BEN STRUCTIRAL STEEL ERECTION AND PROJECT	90MM X 80MM PLASSON COUPLING	20260209	Fully Recieved	1036453	R16 422,00
261	MAKGONATSOHLE TRADING ENTERPRISE (2007/1386)	REPAIRS AND MAITENANCE ON VEHICLE DNN 294 L FORSERV	20260209	Fully Recieved	1036466	R16 499,63
262	SEKHUKHUNE TIMES (PTY) LTD	ADVERT FOR NOTICE IN TERMS OF SECTION 116(3) OFTHE LO	20260226	Outstanding Delivery	1036588	R17 100,73
263	PUTUKU TRADING AND PROJECTS (PTY)LTD	5,5KW PETROL GENERATOR	20260212	Outstanding Delivery	1036522	R17 250,00
264	BEN STRUCTIRAL STEEL ERECTION AND PROJECT	25MMx100M POLY PIPE	20260209	Fully Recieved	1036453	R17 779,00
265	BEN STRUCTIRAL STEEL ERECTION AND PROJECT	50MM X 100M HDPE PIPE CLASS 11	20260209	Fully Recieved	1036453	R18 043,50
266	PUTUKU TRADING AND PROJECTS (PTY)LTD	TOOL BOX SET 77pc	20260213	Outstanding Delivery	1036536	R18 342,50
267	NTSHIANA TRADING ENTERPRISE (2007/219216/23)	200MM DN GATE VALVE FLENCHED	20260209	Outstanding Delivery	1036455	R18 491,66
268	PHELADI NOKO B1 FUNERALS	NALEDI YA MESO S.S ACADEMIC MOTIVATION PROGRAMME	20260205	Outstanding Delivery	1036409	R18 917,50
269	REKAGONA TRAVEL SERICES AND PROJECTS	ACCOMMODATION, FLIGHT AND SHUTTLE FOR MS MAHLANG	20260210	Outstanding Delivery	1036490	R19 402,80
270	NAPE WA MALETSIRI TRADING PTY LTD	LUNCH FOR VISIT OF DEPUTY MINISTER OF COGTA	20260209	Outstanding Delivery	1036469	R20 400,00
271	BEN STRUCTIRAL STEEL ERECTION AND PROJECT	50MM RBX AIR RELEASE VALVE	20260209	Fully Recieved	1036453	R21 024,30
272	LEFA TRADING BUSINESS PTY LTD	CATERING FOR FUNERAL OF MR MALOPE KGALADI	20260203	Fully Recieved	1036361	R21 232,00
273	BEN STRUCTIRAL STEEL ERECTION AND PROJECT	75MM PLASSON ADAPTOR (COUPLING	20260209	Fully Recieved	1036453	R21 401,50
274	LEGOBOLE GROUP PTY LTD (2020/542293/07)	CATERING FOR DISTRICT IDP ENGAGEMENT SESSION ATEPHR	20260211	Fully Recieved	1036516	R21 600,00
275	ASHCOR TRAVELS PTY LTD	PROCUREMENT OF VENUE, BOTTLED WATER AND SOFTENERC	20260225	Outstanding Delivery	1036578	R22 080,00
276	KGOBOKANANG BUSINESS PROJECTS	5 LITRES OF DIESEL ENGINE OIL	20260210	Outstanding Delivery	1036483	R22 540,00
277	DEPARTMENT OF WATER AND SANITATION	WATER RESEARCH FUND.	20260226	Fully Recieved	1036589	R23 408,97
278	MAKGONATSOHLE TRADING ENTERPRISE (2007/1386)	Payment for Repairs and maintenance on vehicleDTX184L, fo	20260209	Fully Recieved	1036457	R23 623,88
279	BEN STRUCTIRAL STEEL ERECTION AND PROJECT	110MM UPVC PIPE CL 12	20260209	Fully Recieved	1036453	R24 012,00
280	MASA M PROJECTS PTY LTD	VENUE AND CONFERENCE PACKAGE FOR BID EVALUATIONCO	20260210	Outstanding Delivery	1036480	R24 840,00

MFMA Section 71 financial reporting – February 2025/2026 financial year

Purchase Orders Less than R 200 000

REQUEST FOR QOUTATIONS - Less Than R 200 000						
No.	Supplier Name	Description of Service	Date Received	Order Status	Order No.	Order Amount
1	MANCOSA PTY LTD	STUDY FEES FOR MEBA C AS A BURSARY HOLDER	20260206	Fully Recieved	1036452	R30 000,00
2	MANCOSA PTY LTD	STUDY FEES FOR MOGOHLOANE M.M AS A BURSARY HOLDER	20260218	Fully Recieved	1036552	R30 000,00
3	MANCOSA PTY LTD	Payment of Study fees in respect of Ms Tong Pat Mancosa	20260226	Fully Recieved	1036594	R30 000,00
4	RICHFIELD GRADUATE INSTITUTE OF TECHNOLOGY (P	Payment of Study Fees for Magabane T, at Richfield	20260227	Fully Recieved	1036610	R30 000,00
5	RICHFIELD GRADUATE INSTITUTE OF TECHNOLOGY (P	Payment of Study Fees for Shadung MS, at Richfield	20260227	Fully Recieved	1036612	R30 000,00
6	DR JS MOROKA LOCAL MUNICIPALITY	BULK WATER SUPPLY FOR NOVEMBER 2025	20260211	Fully Recieved	1036498	R30 238,81
7	PHELADI NOKO B1 FUNERALS	CATERING FOR MID-TERM PERFORMANCE LEKGOTLA HELDON 11 FEBRUARY 2026	20260218	Outstanding Delivery	1036558	R30 751,00
8	TUBATSE ART DESIGNER CC	5.5KW SUBMERSIBLE PUMP 3PHASE	20260227	Fully Recieved	1036619	R31 050,00
9	KDM TRAVEL EXPRESS	ACCOMODATION FOR 5 MPAC COMMITTEE	20260205	Outstanding Delivery	1036404	R31 852,75
10	HLOSKA GROUP PTYLTD	9,2kw motor	20260212	Fully Recieved	1036524	R32 775,00
11	REAKGONA TRAVEL SERICES AND PROJECTS	ACCOMMODATION FOR STRATEGIC PLANNING SESSION OFSEKHUKHUNE DEVEL	20260211	Outstanding Delivery	1036518	R33 423,60
12	MAKGONATSOHLE TRADING ENTERPRISE (2007/13866	REPAIRS AND MAINTENANCE ON VEHICLE CNC 338L FORFRONT BRAKE PADS (W	20260204	Fully Recieved	1036382	R33 646,13
13	ESKOM	DEPOSIT PAID FOR NEW CONNECTION	20260225	Fully Recieved	1036582	R33 980,00
14	KDM TRAVEL EXPRESS	CONFERENCE FACILITY FOR 15 PEOPLE	20260205	Outstanding Delivery	1036404	R34 900,20
15	BUMAZI PROPERTIES PTY LTD	PAYMENT OF SANITATION	20260211	Fully Recieved	1036514	R35 524,06
16	HLOSKA GROUP PTYLTD	9,2kw pump	20260212	Fully Recieved	1036524	R35 650,00
17	DR JS MOROKA LOCAL MUNICIPALITY	BULK WATER SUPPLY AT SPITSPUNT (NOV 2025)	20260211	Fully Recieved	1036505	R36 333,81
18	UNIVERSITY OF CAPE TOWN	Payment of Training Course for Kgaphola Sekwane,Tjebane Jackson and Miss Molo	20260224	Fully Recieved	1036574	R37 530,00
19	MAKGONATSOHLE TRADING ENTERPRISE (2007/13866	REPAIRS AND MAINTENANCE ON VEHICLE FKC 049L FORREPLACED TYRES SUNDI	20260204	Fully Recieved	1036380	R38 102,38
20	LEGOBOLE GROUP PTY LTD (2020/542293/07)	PROCUREMENT OF LUNCH FOR STIs/CONDOM WEEK CAMPAIGNAT HLOGOTLOU ,LEEUFONTEIN,TSEHLWANENG ,APEL ANDBURGERSFORT TAXI RANKS	20260218	Outstanding Delivery	1036560	R38 150,00
21	ASHCOR TRAVELS PTY LTD	ACCOMMODATION, FLIGHT AND CAR HIRE FOR MR MOKWENAMOSESES	20260205	Fully Recieved	1036423	R40 399,94
22	(2007/138668/23)	SERVICE TRAVELLING PER KMTUBATSE	20260209	Fully Recieved	1036463	R41 681,75
23	DR JS MOROKA LOCAL MUNICIPALITY	BULK WATER SUPPLY FOR NOV 2025, JS MOROKA	20260211	Fully Recieved	1036502	R42 601,31
24	DR JS MOROKA LOCAL MUNICIPALITY	BULK WATER SUPPLY AT KGAPHAMADI FOR JANUARY 2026	20260226	Fully Recieved	1036592	R43 808,81
25	BEN STRUCTIRAL STEEL ERECTION AND PROJECT	40MM X 100M HDPE PIPE CL 10	20260209	Fully Recieved	1036453	R44 712,00
26	MAKGONATSOHLE TRADING ENTERPRISE (2007/138668/23)	REPAIRS AND MAINTENANCE ON VEHICLE DVR 542L FORBATTREY SUNDRIES TYRES 265/65 R17 TRAVELLING PERKM GROBLERSDAL AND LABOUR	20260204	Fully Recieved	1036379	R45 215,13
27	TEMOTLAKA (PTY) LTD (2019/169882/07)	SPEAKER'S OUTREACH PROGRAMME	20260210	Outstanding Delivery	1036484	R45 574,50
28	VUKA MALANGENI (PTY)LTD (2016/089530/07)	APPOINTMENT OF SERVICE PROVIDER TO SUPPLY ANDELIVER DIESEL AND OIL FOR SCHOONOORD DEPOT DIESELENGINE PUMPS	20260218	Outstanding Delivery	1036556	R46 534,32
29	BEN STRUCTIRAL STEEL ERECTION AND PROJECT	63MM UPVC COUPLING	20260209	Fully Recieved	1036453	R46 937,25
30	MAKGONATSOHLE TRADING ENTERPRISE (2007/138668/23)	REPAIRS AND MAINTENANCE ON VEHICLE CCF 346L FORBATTREY FILTER AIRKIT, FILTER OIL, ENGINE OIL 20L	20260209	Fully Recieved	1036462	R47 423,70

MFMA Section 71 financial reporting – February 2025/2026 financial year

31	NTSHIANA TRADING ENTERPRISE (2007/219216/23)	200MM CAP TOP FLA GATE VALVE	20260209	Outstanding Delivery	1036455	R49 311,08
32	MAKGONATSOHLE TRADING ENTERPRISE (2007/138668/23)	REPAIRS AND MAINTENANCE ON VEHICLE DYM 785L FORBATTREY SUNDRIES ENGINE (5L) FRONT BRAKE PADSAND LABOUR	20260204	Fully Recieved	1036372	R49 504,63
33	MAKGONATSOHLE TRADING ENTERPRISE (2007/138668/23)	REPAIRS AND MAINTENANCE ON VEHICLE FNY 720L FORREPLACEMENT OF TYRES (WHITE FLEET)	20260204	Fully Recieved	1036378	R50 349,88
34	ESKOM	Payment for New Connection at Lepellane MerakengMphanama	20260225	Fully Recieved	1036582	R50 600,00
35	TUBATSE SECURITY SERVICES	PROVISION OF PHYSICAL SECURITY PERSONEL TO MAEBEWATER PACKAGE PLANT THAT LOCATED WITHIN FETAKGOMOLOCAL MUNICIPALITY	20260206	Fully Recieved	1036451	R50 748,05
36	TUBATSE ART DESIGNER CC	TOOL BOX WITH SPANNERS	20260206	Fully Recieved	1036448	R50 830,00
37	LEGOBOLE GROUP PTY LTD (2020/542293/07)	TRANSPORT FOR TOURISM YELLOW ARRUM LILLY FESTIVALEXHIBITORS	20260205	Outstanding Delivery	1036412	R50 900,12
38	AFRICAN METER READING	MAINTENACE FOR JANUARY 2026	20260219	Fully Recieved	1036566	R51 802,42
39	SHEKRIFF FOR GROBLERSDAL AND MOOTSE TRUST ACCOUNT	SEKHUKHUNE DISTRICT MUNICIPALITY VERSUS SMEC	20260211	Fully Recieved	1036492	R55 294,41
40	PHELADI NOKO B1 FUNERALS	CATERING FOR 40 PEOPLE FOR STRATEGIC PLANNINGSESSION OF SEKHUKHUNE DEVELOPMENT AGENCY	20260211	Outstanding Delivery	1036499	R55 660,00
41	DR LG NEMUKONGWE INC	REFERRAL OF 4 EMPLOYEES TO PSYCHOLOGIST	20260206	Outstanding Delivery	1036439	R56 120,00
42	FITO AND SONS CONSTRUCTION AND PROJECTS	75X63 UPVC M&F REDUCER CL4	20260209	Fully Recieved	1036467	R56 580,00
43	REAKGONA TRAVEL SERICES AND PROJECTS	ACCOMODATION FOR THE NEWLY APPOINTED EMPLOYEEENAMELY, MR. MJ TLADI	20260206	Outstanding Delivery	1036431	R57 007,80
44	SAMACOR CHROME LIMITED (1926/008883/06)	ELECTRICITY SUPPLY AT STEELPORT WTP	20260224	Fully Recieved	1036572	R58 179,03
45	PUTUKU TRADING AND PROJECTS (PTY)LTD	TOOL BOX SET 77pc	20260213	Outstanding Delivery	1036536	R58 362,50
46	NTSHIANA TRADING ENTERPRISE (2007/219216/23)	200MM DN GATE VALVE FLENCHED	20260209	Outstanding Delivery	1036455	R60 236,93
47	HEALTH PROFESSIONS COUNCIL OF SOUTH AFRICA (HPCSA)	ANNUAL SUBSCRIPTION OF EHP'S WITH HEALTHPROFESSIONS COUNCIL OF SOUTH AFRICA	20260205	Fully Recieved	1036416	R61 745,70
48	ASHCOR TRAVELS PTY LTD	CONFERENCE PACKAGE FOR THE 2026 SEKHUKHUNE TOURISASSOCIATION INDUCTION AND STRATEGIC PLANNINGSESSION	20260205	Fully Recieved	1036420	R62 044,80
49	MAKGONATSOHLE TRADING ENTERPRISE (2007/138668/23)	repairs and maintenance on vehicle FGW 389 L FORSUSPENSION RECON	20260204	Fully Recieved	1036374	R62 704,90
50	AGANG BATAU GENERAL TRADING(2017/061081/07)	ADVERTISEMENT TO BE PLACED IN LOCAL NEWSPAPERS FORSDM DRAFT ANNUAL REPORT PROGRAMME	20260218	Outstanding Delivery	1036554	R62 914,29
51	KDM TRAVEL EXPRESS	15 PEOPLE CONFERENCE FACILITY AND ACCOMODATION FOR10 MUNICIPAL PUBLIC ACCOUNTS COMMITTEE COUNCILLORSAND 5 MPAC COMMITTEE	20260205	Outstanding Delivery	1036404	R63 705,49
52	MAKGONATSOHLE TRADING ENTERPRISE (2007/138668/23)	REPAIRS AND MAINTENANCE IN VEHICLE FGW 382L FORSUCTION PIPE 100MM(WHITE FLEET)	20260204	Fully Recieved	1036376	R68 028,25
53	MAKGONATSOHLE TRADING ENTERPRISE (2007/138668/23)	Payment for Repair and Maintenance on VehicleDNN309L for gearbox recon, sundries, travellingper km and Labour	20260209	Fully Recieved	1036460	R71 312,65
54	BEN STRUCTIRAL STEEL ERECTION AND PROJECT	50MM X 100M HDPE PIPE CLASS 10	20260209	Fully Recieved	1036453	R71 622,00
55	MAKGONATSOHLE TRADING ENTERPRISE (2007/138668/23)	REPAIRS AND MAINTENECE ON VEHICLE FKB 954L FORDIFF RECON FILTER FUEL	20260204	Fully Recieved	1036385	R72 467,25
56	MAKGONATSOHLE TRADING ENTERPRISE (2007/138668/23)	REPAIR AND MAINTENANCE ON VEHICLE DSX 365 L FORSUNDRIES PROGRAMMING SCREEN AND MONITOR REPLACEMEN	20260209	Fully Recieved	1036465	R72 527,63
57	MAKGONATSOHLE TRADING ENTERPRISE (2007/138668/23)	repairs and maintenance for VEHICLE FMF865L FORSUNDRIES AND LABOUR	20260204	Fully Recieved	1036390	R74 376,25
58	MAKGONATSOHLE TRADING ENTERPRISE (2007/138668/23)	REPAIRS AND MAINTENANCE ON VEHICLE FLP 643 LFOR FILTER FUEL OIL FILTER (WHITE FLEET)	20260204	Fully Recieved	1036391	R75 589,50
59	LEGOBOLE GROUP PTY LTD (2020/542293/07)	LOGISTICS FOR YELLOW ARUM LILY FESTIVAL HIKINGEXPEDITION	20260210	Fully Recieved	1036454	R76 100,00
60	WHITE ROCK 75 INVESTMENT AND HOLDING	SUPPLY TEMPORARY SHELTER TO RATAU FAMILY ATTSHEHLWANENG	20260227	Fully Recieved	1036601	R76 189,12

MFMA Section 71 financial reporting – February 2025/2026 financial year

61	WHITE ROCK 75 INVESTMENT AND HOLDING	SUPPLY TEMPORARY SHELTER FOR KOMANE FAMILY ATLEBOENG	20260227	Fully Recieved	1036602	R76 189,12
62	WHITE ROCK 75 INVESTMENT AND HOLDING	TEMPORARY SHELTER FOR MASHILO FAMILY AT LEBOENG	20260227	Fully Recieved	1036603	R76 189,12
63	WHITE ROCK 75 INVESTMENT AND HOLDING	SUPPLY TEMPORARY SHELTERS FOR MABUZA FAMILY ATBURGERSFORT	20260227	Fully Recieved	1036606	R76 189,12
64	ELIAS MOTSOLEDI MUNICIPALITY	LICENSING AND REGISTRATION OF 15 MUNICIPAL CARS	20260216	Fully Recieved	1036544	R76 491,00
65	MAKGONATSOHLE TRADING ENTERPRISE (2007/138668/23)	REPAIRS AND MAINTENANCE ON VEHICLE FRJ165L FORSUNDRIES AND LABOUR	20260204	Fully Recieved	1036381	R76 757,33
66	MAKGONATSOHLE TRADING ENTERPRISE (2007/138668/23)	REPAIRS AND MAINTENANCE ON VEHICLE FRC 152 LFOR DOOR LOCK SET BATTREY	20260204	Fully Recieved	1036371	R77 837,75
67	KGOBOKANANG BUSINESS PROJECTS	14 DRUMS OF 210 LITRES OF DIESEL FOR KOPI(B)	20260210	Outstanding Delivery	1036483	R79 380,00
68	MAKGONATSOHLE TRADING ENTERPRISE (2007/138668/23)	REPAIRS AND MAINTENANCE ON VEHICLE FKB 961L FOROIL FILTER AND LABOUR (WHITE FLEET)	20260204	Fully Recieved	1036388	R80 005,50
69	MAKGONATSOHLE TRADING ENTERPRISE (2007/138668/23)	REPAIRS AND MAINTENANCE ON VEHICLE FPP 742L FORGEAR BOX SERVICE	20260204	Fully Recieved	1036370	R82 032,38
70	WHITE ROCK 75 INVESTMENT AND HOLDING	SHELTERS FOR AFFECTED VICTIMS (TJABADI) ATGA MAPHOPHA	20260226	Fully Recieved	1036598	R82 450,84
71	WHITE ROCK 75 INVESTMENT AND HOLDING	SHELTERS FOR AFFECTED VICTIMS (TJABADI) ATGA MAPHOPHA	20260227	Fully Recieved	1036599	R82 450,84
72	WHITE ROCK 75 INVESTMENT AND HOLDING	SUPPLY TEMPORARY SHELTER TO RATAU FAMILY ATTSHEHLWANENG	20260227	Fully Recieved	1036604	R82 450,84
73	WHITE ROCK 75 INVESTMENT AND HOLDING	SUPPLY SHELTERA FOR MOGANEDI AT TSHEHLWANENG	20260227	Fully Recieved	1036618	R82 450,84
74	MAKGONATSOHLE TRADING ENTERPRISE (2007/138668/23)	REPAIRS AND MAINTENANCE ON VEHICLE FGW 488 LFOR BATTREY SERVICE KIT	20260204	Fully Recieved	1036383	R86 888,25
75	MAKGONATSOHLE TRADING ENTERPRISE (2007/138668/23)	REPAIRS AND MAINTENANCE ON VEHICLE FSK 004 L FORLINING ALL FOUR WHEELS	20260204	Fully Recieved	1036377	R87 914,63
76	DIRANE TRADING (PTY) LTD (2011/129179/07)	CONFERENCE PACKAGE FOR 50 PEOPLE	20260205	Outstanding Delivery	1036411	R96 600,00
77	MAKGONATSOHLE TRADING ENTERPRISE (2007/138668/23)	Payment for Repairs and Maintenance on VehicleDTK506L brake shoes front and rear, set of drumbrake boosters.	20260209	Fully Recieved	1036458	R98 592,95
78	T4 REASONS	110MM UPVC PIPE CL 12	20260206	Outstanding Delivery	1036442	R99 187,50
79	MAKGONATSOHLE TRADING ENTERPRISE (2007/138668/23)	REPAIRS AND MAINTENANCE ON VEHICLE FLP 656L FORLINING OF ALL 4 WHEELS	20260204	Fully Recieved	1036373	R110 681,75
80	DR JS MOROKA LOCAL MUNICIPALITY	BULK WATER SUPPLY AT DOORLAGTE (DEC 2025)	20260211	Fully Recieved	1036497	R111 083,81
81	FITO AND SONS CONSTRUCTION AND PROJECTS	1.1KW SUBMERSIBLE MOTOR 1PHASE	20260206	Fully Recieved	1036449	R112 700,00
82	TUBATSE ART DESIGNER CC	2.5MM X 5KG ELECTRODES	20260206	Fully Recieved	1036448	R113 620,00
83	DEPARTMENT OF WATER AND SANITATION	Payment for Water Usage the period of December2025	20260226	Fully Recieved	1036589	R118 209,51
84	BEN STRUCTIRAL STEEL ERECTION AND PROJECT	32MM X 100M HDPE PIPE	20260209	Fully Recieved	1036453	R120 359,00
85	VERVEEN ATTORNEYS	Payment of Legal fees for the case of SDM versusGrace Setlakala Muroa and others	20260225	Fully Recieved	1036585	R123 495,64
86	RAPOTOANE CONSTRUCTION JV NKAZIMULO RESOURCES	LUNCH FOR MAYORAL OUTREACH	20260210	Fully Recieved	1036482	R126 500,00
87	DIRANE TRADING (PTY) LTD (2011/129179/07)	ACCOMODATION, FLIGHT AND RENTAL CAR FOR MANAGEREMERGENCY MANAGEMENT SERVICES, STATION OFFICERSAND FIRE SAFETY OFFICER FOR ATTENDING NATIONAL	20260216	Outstanding Delivery	1036545	R126 876,98
88	FITO AND SONS CONSTRUCTION AND PROJECTS	1.1KW SUBMERSIBLE MOTOR 1PHASE	20260206	Fully Recieved	1036449	R128 800,00
89	TM CONSORTIUM PTY LTD	PHASE 3 OPERATIONAL STRUCTURE DESIGN	20260205	Fully Recieved	1036394	R132 064,26
90	(2007/138668/23)	service kit, engine Oiland Sundries	20260209	Fully Recieved	1036456	R137 320,35

MFMA Section 71 financial reporting – February 2025/2026 financial year

Purchase Orders more than R 200 000

REQUEST FOR QOUTATIONS - R200 000 and Above						
No.	Supplier Name	Description of Service	Date Received B	Order Status	Order No.	Order Amount
1	BLACKSKY INVESTMENS AND HOLDINGS	INTERNATIONAL WOMEN'S DAY CELEBRATION ATGROBLERSDAL RUGBY	20260227	Fully Recieved	1036617	R202 000,00
2	AGANG BATAU GENERAL TRADING(2017/061081/07)	LIVE BROADCAST ADVERTISEMENTS TO BE PLACE LOCALRADIO STATION	20260218	Outstanding Deliver	1036555	R204 125,00
3	NJ VAN DER WAL	BULK WATER SUPPLY AT OHRIGSTAD TOWN (JANUARY 2026)	20260205	Fully Recieved	1036403	R210 660,48
4	BEN STRUCTURAL STEEL ERECTION AND PROJECT	110MM UPVC PIPE CL 12	20260206	Fully Recieved	1036441	R231 437,50
5	RAPOTOANE CONSTRUCTION JV NKAZIMULO RESOURCES	MAYORAL OUTREACH PROGRAMME AT MARAPONG VILLAGE27 DECEMB	20260210	Fully Recieved	1036482	R232 369,00
6	AFRICAN METER READING	MAINTENANCE FOR JANUARY.	20260219	Fully Recieved	1036562	R239 178,94
7	JOBAFRIK CONSULTING (2011/118078/07)	TRAINING OF HEALTH AND SAFETY REPRESENTATIVES ANDHEALTH AND	20260213	Outstanding Deliver	1036538	R248 400,00
8	BUMAZI PROPERTIES PTY LTD	Payment for Water and Electricity	20260211	Fully Recieved	1036514	R250 600,74
9	AGANG BATAU GENERAL TRADING(2017/061081/07)	FACEBOOK/YOUTUBE LIVE STREAM FOR SDM DRAFT ANNUALREPORT P	20260218	Outstanding Deliver	1036557	R264 341,88
10	DR JS MOROKA LOCAL MUNICIPALITY	BULK WATER SUPPLY AT DOORLAAGTE FOR JAN 2026	20260226	Fully Recieved	1036591	R280 421,31
11	LK CENTRIX SOLUTIONS	Payment for Access to online system for Januaryand February 2026	20260225	Fully Recieved	1036581	R280 800,00
12	WINTERBACH FAMILY TRUST	BULK WATER SUPPLY AT BURGERSFORT PURIFICATIONSCHEME (JAN 20	20260203	Fully Recieved	1036360	R294 029,85
13	NKOTO CATERING AND PROJECT	SUPPLY AND DELIVERY OF WATER THROUGH TANKERINGTRUCKS AT EPI	20260227	Fully Recieved	1036611	R297 850,00
14	BLACKSKY INVESTMENS AND HOLDINGS	INTERNATIONAL WOMEN'S DAY CELEBRATION ATGROBLERSDAL RUGBY	20260227	Fully Recieved	1036617	R300 000,00
15	DR JS MOROKA LOCAL MUNICIPALITY	BULK WATER SUPPLY FOR NOVEMBER 2025, DR JS MOROKAMUNICIPALI	20260211	Fully Recieved	1036504	R306 583,81
16	NGOATO LE NAREADI CONSTRUCTION	SUPPLY AND DELIVER FLOCCULANT SUDFLOC(3850) FORLEEUFONTEIN	20260204	Fully Recieved	1036389	R313 835,00
17	NMS LEPELLE NORTHERN WATER	BULK WATER SUPPLY AT GA-NKOANA (JAN 2026)	20260213	Fully Recieved	1036535	R329 772,85
18	NKOTO CATERING AND PROJECT	SUPPLY AND DELIVERY OF WATER THROUGH TANKERINGTRUCKS AT ELI	20260227	Fully Recieved	1036615	R382 950,00
19	NGOATO LE NAREADI CONSTRUCTION	PROVISION OF WATER TO MASHILABELE VILLAGE INFETAKGOMO VILLAG	20260205	Fully Recieved	1036398	R397 573,77
20	DR JS MOROKA LOCAL MUNICIPALITY	BULK WATER SUPPLY FOR NOV 2025	20260211	Fully Recieved	1036495	R409 221,31
21	NMS LEPELLE NORTHERN WATER	BULK WATER SUPPLY AT STEELPORT (JAN 2026)	20260213	Fully Recieved	1036534	R417 198,84
22	DR JS MOROKA LOCAL MUNICIPALITY	BULK WATER SUPPLY AT MOUTSE TLC (DEC 2025)	20260211	Fully Recieved	1036510	R450 563,81
23	ELIAS MOTSOLEDI MUNICIPALITY	Electricity Payment	20260213	Fully Recieved	1036542	R452 884,86
24	AFRICAN METER READING	Payment for Meter Reading Services for the Monthof February 2026	20260225	Fully Recieved	1036579	R499 354,92
25	NGOATO LE NAREADI CONSTRUCTION	WATER TANKERING FOR TUBATSE CLINICS	20260219	Fully Recieved	1036564	R510 600,00
26	NGOATO LE NAREADI CONSTRUCTION	WATER TANKERING TO TUBATSE CLINICS	20260227	Fully Recieved	1036613	R510 600,00
27	DR LG NEMUKONGWE INC	REFERRAL OF 5 EMPLOYEES TO PSYCOLOGIST ANDSUBSTANCE ABUSE P	20260206	Outstanding Deliver	1036440	R558 900,00
28	DR JS MOROKA LOCAL MUNICIPALITY	BULK WATER SUPPLY FOR NOV 2025	20260211	Fully Recieved	1036508	R688 987,56
29	DR JS MOROKA LOCAL MUNICIPALITY	BULK WATER SUPPLY FOR NOV 2025	20260211	Fully Recieved	1036506	R691 514,21
30	MAUNYATLALA SHAKWANA PTY LTD	HIRING OF HIGH-PRESSURE JETTING TRUCK FORGROBLERSDAL TOWN A	20260212	Outstanding Deliver	1036527	R728 012,22

MFMA Section 71 financial reporting – February 2025/2026 financial year

31	BUMAZI PROPERTIES PTY LTD	RENTAL FOR DECEMBER (COST PER COPY)	20260224	Fully Recieved	1036568	R844 884,44
32	PK LEGODI INC (2020/803031/21)	Payment of Legal fees for work done on MPACinvestigations	20260225	Fully Recieved	1036586	R890 752,00
33	NMS LEPELLE NORTHERN WATER	BULK WATER SUPPLY AT MARBLE HALL (JAN 2026)	20260212	Fully Recieved	1036528	R1 143 007,84
34	TUBATSE SECURITY SERVICES	Payment for Provision of Physical SecurityPersonnel on SDM Operational	20260210	Fully Recieved	1036476	R1 285 617,29
35	TUBATSE SECURITY SERVICES	PHYSICAL SECURITY ON SDM OPERATIONAL SITES OFINFRASTRUCTURE	20260210	Fully Recieved	1036473	R1 302 533,31
36	KGWADI YA MADIBA GENERAL TRADING AND PROJECTS 11	WATER TANKERING AT MAKHUDUTHAMAGA CLINICS	20260227	Fully Recieved	1036614	R1 361 600,00
37	TUBATSE SECURITY SERVICES	SECURITY PERSONEL ON SDM OPERATIONAL SITES OFINFRASTRUCTURE	20260210	Fully Recieved	1036472	R1 488 609,50
38	NMS LEPELLE NORTHERN WATER	BULK WATER SUPPLY AT NKADIMENG (JAN 2026)	20260213	Fully Recieved	1036533	R1 509 044,18
39	NMS LEPELLE NORTHERN WATER	BULK WATER SUPPLY AT MALOMANYE (JAN 2026)	20260212	Fully Recieved	1036529	R1 627 758,19
40	TOKOLLO INVESTMENT (2015/114064/07)	PROCURE 500 FIREFIGHTERS' PERSONAL PROTECTIVEEQUIPMENT BAGS	20260219	Fully Recieved	1036561	R1 727 950,00
41	PK LEGODI INC (2020/803031/21)	SEKHUKHUNE DISTRICT MUNICIPALITY VERSUS MPAC UIFINVESTIGATIO	20260225	Fully Recieved	1036587	R1 931 160,00
42	NKOTO CATERING AND PROJECT	PORTABLE WATER THROUGH TANKERING TRUCKS TOPHILADELPHIA HO	20260205	Fully Recieved	1036407	R1 998 901,25
43	NKOTO CATERING AND PROJECT	SUPPLY AND DELIVERY OF PORTABLE WATER THROUGH TANKERING TRU	20260227	Fully Recieved	1036616	R1 998 901,25
44	TUBATSE SECURITY SERVICES	Payment for Provision of Physical SecurityPersonnel on SDM Operational	20260210	Fully Recieved	1036474	R2 165 250,18
45	NMS LEPELLE NORTHERN WATER	BULK WATER SUPPLY AT MOOIHOEK (JAN 2026)	20260213	Fully Recieved	1036532	R2 213 699,85
46	NGOATO LE NAREADI CONSTRUCTION	WATER TANKERING AT JANE FURSE HOSPITAL	20260205	Fully Recieved	1036400	R2 250 026,75
47	MAKHUDUTHAMAGA LOCAL MUNICIPALITY (LIM473)	REPAIR AND MAINTENACE OF RETICULATION NETWORKAT MATOLOKWA	20260217	Fully Recieved	1036549	R2 676 625,00
48	NMS LEPELLE NORTHERN WATER	BULK WATER SUPPLY	20260213	Fully Recieved	1036531	R2 890 711,88
49	KGWADI YA MADIBA GENERAL TRADING AND PROJECTS 11	WATER TANKERING FOR COVID-19	20260205	Fully Recieved	1036401	R3 530 016,31
50	KGWADI YA MADIBA GENERAL TRADING AND PROJECTS 11	WATER TANKERING FOR COVID-19 JOJO TANKS	20260219	Fully Recieved	1036565	R3 530 016,31
51	NGOATO LE NAREADI CONSTRUCTION	WATER TANKERING TO JANE FURSE HOSPITAL	20260227	Fully Recieved	1036608	R4 498 610,25
						<u>R54 050 443,64</u>

IV. ASSET MANAGEMENT

A. MONTHLY PERFORMANCE ANALYSIS REPORTS:

ASSET PROCUREMENT ANALYSIS REPORT:

This section of the report relates to the asset spend analysis (quantum and rand value) during the past month for all asset transactions.

OTHER ASSET PURCHASES	QUANTITY	CLASSIFICATION	February 2026
Movables Assets additions	0	Computer Equipment	R0,00
	20	Machinery and Office Equipment	R80 000,00
	0	Transport Assets	R0.00
Intangible assets	0	Intangible Assets	R0.00

The various values in the table above, determines the nature of the asset as well as the appropriate accounting treatment as follows:

INFRASTRUCTURE ASSET PURCHASES	QUANTITY	FACILITY CLASS	VALUE
Infrastructure additions -Water Supply (New and replacement assets)	00	Water Supply	R0,00
- Completed Projects	00	Water and Sanitation	R0,00

NB. Water infrastructure projects are capitalised upon completion as and when we obtain all relevant documentation from IWS.

ASSET DISPOSAL ANALYSIS REPORT:

This section of the report relates to the asset disposals (quantum and rand value) that occurred during the past month for all disposal transactions by means of a transfer, donation, and tender or competitive sale process.

ASSET PURCHASES	QUANTITY	CLASSIFICATION	VALUE
Asset Disposals through Transfers	-	-	R NIL
Asset Disposals through Donations	-	-	R NIL
Asset Disposals through Tender or Sale Process	-	-	R NIL
TOTAL TRANSACTION VALUE (Including VAT)	-	-	R nil

PROPERTIES

ASSET PURCHASES	QTY	CLASSIFICATION	EXTENSION	VALUE
Properties Transfers In	-		-	R 0.00
Properties Transfers Out	-		-	R 0.00

WIP ADDITIONS

The total Work in Progress additions for the month of November amounts to R46 778 452,34

PHYSICAL VERIFICATION OF WIP AND COMPLETED CAPITAL PROJECTS

24 WIP and completed projects were visited during the month of February 2026.

G. RETENTION ANALYSIS

Opening Balance	2025/2026 Raised YTD	2025/2026 Retention Raised July	1 years	2 years	3 years +	2025/2026 Retention Paid YTD	2025/2026 Retention Paid July	Closing Balance 2025/2026 YTD
214 880 607.04	24 252 291.97	3 874 480.37	74 892 650.23	82 484 560 .12	72 859 191.29	8 896 497.37	722 228.63	230 236 401.64

ACHIEVEMENTS

1. The FAR was updated during December month.
2. WIP and Assets Additions, Retention, Commitment and WIP registers were reviewed and updated.

PROJECTS IN THE ASSETS MANAGEMET UNIT THAT ARE CURRENTLY UNDERWAY

1. SOLAR Asset Management Module activation and training by BCX Consultant.
2. Tagging O &M materials and CRR at depots continuous.
3. Collection of new Immovable assets coordinates to continue during monthly verifications.
4. Update the Asset Module with monthly additions.
5. Additional CRR verifications continues.
6. Planning of Mid-year verification

CHALLENGES


1. Late submission of relevant unbundling documentations for completed infrastructure capital projects by the user department-IWS.
 2. Overdue Stagnant/slow moving WIP projects.
 3. Movement of assets by user departments (Facility, IT and IWS) without involvement of Assets Unit.
 4. Lack/ Inadequate documentation for halted and slow-moving projects
-

MFMA Section 71 financial reporting – February 2025/2026 financial year

Fixed Assets Register Reconciliation Month end 28 February 2026												
Movable Assets	Vote Description Opening Cost	AFS Opening Balance	Restated Opening Balance	Additions	Transfers	Closing Balance	Vote Description Opening Acc Dep	AFS Opening Balance	Restated Opening Balance	Current Year Depreciation until 28 February 2026	Closing Balance	Carrying Value
		Rand	Rand	Rand	Rand	Rand		Rand	Rand	Rand	Rand	Rand
Computer Equipment	35106470010ZZZZZZWD	27 398 908	27 398 908	2 077 219,30		29 476 127	39056470210ZZZZZZWD	21 223 312	21 223 312	2 887 082	24 110 394	5 365 733
	38056470010ZZZZZZWD						39056470310ZZZZZZWD					
	39056470010ZZZZZZWD											
	39056470410ZZZZZZWD											
	34056470010ZZZZZZWD											
Furniture and Office Equipment	39056460010ZZZZZZWD	11 377 506	11 377 506	1 113 713,04		12 491 219	39056460210ZZZZZZWD	6 823 187	6 823 187	523 290	7 346 477	5 144 742
	35106460010ZZZZZZWD						39056460310ZZZZZZWD					
	34056460010ZZZZZZWD						39056460710ZZZZZZWD					
Leasehold Improvements	39056457010ZZZZZZWD	7 309 495	7 309 495			7 309 495	39056457210ZZZZZZWD	7 309 495	7 309 495	-	7 309 495	-
							39056457310ZZZZZZWD					
							39056657210ZZZZZZWD					
							39056654610ZZZZZZWD					
Machinery and Equipment	39056456010ZZZZZZWD	11 435 232	10 187 806			10 187 806	39056456210ZZZZZZWD	7 582 918	7 582 918	1 611 592	9 194 510	993 296
							39056456310ZZZZZZWD					
Transport Assets	35106420410ZZZZZZWD	65 545 992	65 545 992			65 545 992	35106420610ZZZZZZWD	34 070 381	34 070 381	3 344 474	37 414 855	28 131 137
	35106420410ZZZZZZWD						39056420610ZZZZZZWD					
	39056420410ZZZZZZWD						35106420710ZZZZZZWD					
	34056420420CFJ18ZZHO											
	34056420410ZZZZZZWD											
Infrastructure		123 067 133	121 819 707	3 190 932,34	-	125 010 640		77 009 293	77 009 293	8 366 438	85 375 731	39 634 909
Road Transport	35056472410ZZZZZZWD	66 882 669	66 882 669	-	-	66 882 669	35056472610ZZZZZZWD	46 147 892	46 147 892	916 780	47 064 673	19 817 996
	35056472410ZZZZZZWD						35156450210ZZZZZZWD					
	35106472410ZZZZZZWD						35056472710ZZZZZZWD					
Sewage Treatment	35156449410ZZZZZZWD	109 529 875	109 529 875	-	-	109 529 875	35106449610ZZZZZZWD	52 665 060	52 665 060	1 761 390	54 426 450	55 103 426
							35156449710ZZZZZZWD					
Water Network	35106446010ZZZZZZWD	5 536 881 727	5 536 881 727	94 771 825,29	-	5 631 653 552	35106444610ZZZZZZWD	1 386 652 176	1 386 652 176	95 321 667	1 481 973 843	4 149 679 709
	34056446010ZZZZZZWD						35106445210ZZZZZZWD					
	35106444410ZZZZZZWD						35106446210ZZZZZZWD					
	35106446020CFG94ZZWD						35106446310ZZZZZZWD					
	35102280300EQP53ZZWD			94 771 825,29			35106446610ZZZZZZWD					
							35106447210ZZZZZZWD					
							35106448210ZZZZZZWD					
Water Supply	35106445010ZZZZZZWD						37056447210ZZZZZZWD					
Community Assets		5 713 294 271	5 713 294 271	189 543 650,58	-	5 808 066 097		1 485 465 128	1 485 465 128	97 999 837	1 583 464 966	4 224 601 131
Buildings	37056474010ZZZZZZWD	26 142 912	26 142 912	-	-	26 142 912	37056473610ZZZZZZWD	21 924 261	21 924 261	322 024	22 246 286	3 896 626
	37056475010ZZZZZZWD						37056473710ZZZZZZWD					
							37056474210ZZZZZZWD					
							39056473610ZZZZZZWD					
							35056475210ZZZZZZWD					
							37056475210ZZZZZZWD					
							39056473710ZZZZZZWD					
							39056475210ZZZZZZWD					
							39056474210ZZZZZZWD					
Land	37056473510ZZZZZZWD	14 460 000	14 460 000	-	-	14 460 000						14 460 000
		40 602 912	40 602 912	-	-	40 602 912		21 924 261	21 924 261	322 024	22 246 286	18 356 626
Grant Total FAR		5 753 897 183	5 753 897 183	189 543 650,58	-	5 848 669 009		1 584 398 683	1 507 389 390	98 321 861	1 605 711 251	4 242 957 757
Work in progress (WIP)		1 297 938 808	1 297 938 808	-	-	1 297 938 808		-	-	-	-	1 297 938 808
	35106680010ZZZZZZWD	1 297 938 808	1 297 938 808	317 873 027,60	55 073 997	1 670 885 832						
	35106444420MGJ63ZZWD			2 786 998,59								
	35106444420MGJ64ZZWD			3 990 619,68								
	35106445020MGJ41ZZWD			33 128 516,48								
	35106445020RBJ57ZZWD			5 698 787,06								
	35106445020WAJ38ZZWD			-								
	35106445020WAJ58ZZWD			-								
	35106445020WAJ59ZZWD			4 417 162,06								
	35106445020WVJ38ZZWD			19 268 684,44								
	35106445020WVJ58ZZWD			1 580 499,40								
	35106445020WVJ59ZZWD			15 441 603,52								
	35106446020CFH03ZZWD			5 337 759,82								
	35106446020CFJ80ZZWD			5 548 240,37								
	35106446020MGOH07ZZWD			2 623 604,40								
	35106446020MGOH91ZZWD			26 373 593,51								
	35106446020MGOH92ZZWD			5 143 214,95								
	35106446020MGOH93ZZWD			39 915 615,72								
	35106446020MGOH94ZZWD			43 368 691,54								
	35106446020MGOH95ZZWD			17 620 541,47								
	35106446020MGJ24ZZWD			11 451 403,55								
	35106446020MGJ25ZZWD			70 824 638,31								
	35106446020WVJ10ZZWD			2 266 987,35								
	35106446020WVJ13ZZWD			590 718,83								
	35106446020WVJ43ZZWD			495 146,55								
Grand Total		7 174 903 124,62	7 173 655 698,47	192 734 582,92	55 073 996,82	7 271 618 456,10		1 584 398 682,70	1 584 398 682,70	106 688 299,18	1 691 086 981,88	5 580 531 474,22

9. ANNEXURE B: COMPLIANCE WITH THE CONDITIONS FOR MUNICIPAL DEBT RELIEF

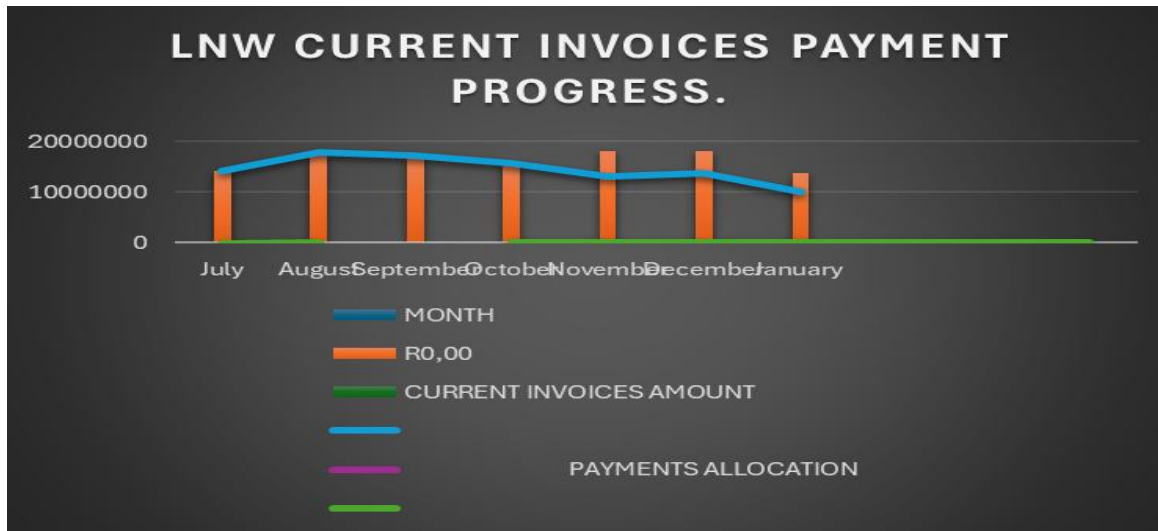
A. MFMA Circular 124 – Municipality Compliance Self-Assessment

Assessors E2 – Monthly		
 Department of Water and Sanitation and National Treasury Water Debt Relief Water Debt Relief Guidelines Municipal Financial Management Act No. 56 of 2003		
Municipality Self-Assessment		
Certificate of Compliance: Water Debt Relief Conditions		
Period	Feb-20	
National Financial Year	2020/21	
Demarcation Code of Municipality being assessed	0047	
District	Sakhisibo	
Demarcation Description	Sakhisibo	
<p>I, Mmam Kgwale, hereby certify that the Municipality mentioned in compliance against the conditions of Municipal Debt Relief as set-out in the Water Debt Relief Guidelines and that the Municipality is satisfied and certifies that it fully complies with the conditions as set-out in the table below:</p>		
Water Debt Relief Conditions (Monthly reporting)		
Condition	Description of condition (as)	Notes/Comments
7.1	<p>7.1.1 - Has the municipality paid its bulk water current account (including any interest) in full and on time?</p> <p>7.1.2 - Has the municipality submitted the water usage evidence of the bulk water current account (submitted to the relevant Water Board (WB) and/or Water Trading Entity (WTE) and / or Water User Association (WUA) within 1 day of receiving such reports (to BOD format)?</p> <p>7.1.3 - Has the municipality submitted the consolidated proof of payments to the respective bulk supplier to the relevant Water User Association (WUA) / Water Trading Entity (WTE) and / or Water User Association (WUA) within 1 day of receiving the relevant invoice?</p> <p>7.1.4 - Does the amount of the bulk water current account payment as per the proof of payment reconcile to the amount recorded on the financial system as per the M202, data being used for the water user MFMA section 7(1)(b) of the Water Board (WB) and / or Water Trading Entity (WTE) and / or Water User Association (WUA)?</p>	<p>Our technical team went on site for verification and found that the bulk water current account (including any interest) was paid in full and on time. Therefore, they could not sign off the invoice for payment, since 71.2(b) of the invoice were paid. The water fee has not been received for at 20th February 2021.</p>
7.2	<p>7.2.1 Accounting Treatment – Has the municipality fully accounted for and correctly reported on the side of of its Water User Debt Relief ending as on 30 September 2020 as per any written indication of the National Treasury/ Office of the Accounting Officer and the Office of Government Services issued for Water Debt Relief to date?</p> <p>7.2.2 Define municipality's account for any related benefits (e.g. interest expenses, etc.) and disclosure of growth WUDRF?</p>	<p>NA (2% write-off yet)</p> <p>NA (No benefit yet)</p>
7.3	<p>7.3.1 Water and sewer ERM requirements</p> <p>7.3.2 MFMA section 7(1) reporting – Has the municipal council and senior management demonstrated processes to monitor and enforce accountability for the implementation of the water user debt relief conditions as part of the implementation of the municipality's funded budget and budget funding performance reported?</p> <p>7.3.3 Does the municipality's ERM section 7(1) assessment for the month being assessed include the municipality's water user debt relief compliance self-assessment (signed by the Municipal Manager) in the format of the Water Debt Relief compliance certificate (Annexure B2 of the Water Debt Relief Guidelines)?</p>	<p>Yes</p> <p>Yes</p>
7.4	<p>7.4.1 Does the municipality's MFMA section 7(1) statement for the month being assessed:</p> <p>7.4.1.1 Part A include the municipality's progress against its approved funded budget?</p> <p>7.4.1.2 Part B, if the municipality's budget was assessed as unfunded by any of the Treasuries, the municipality include the progress against approved budget funding plan?</p> <p>7.4.1.3 - Does the municipality's progress report envisaged in Part B and B state clearly demonstrate that the municipality is achieving the required Water Debt Relief compliance?</p> <p>7.4.1.4 - include the municipality's water losses (both in fixed and variable) for the month being assessed (per MFMA section 7(1))</p> <p>7.4.1.5 - include the municipality's energy losses (both in fixed and variable) for the month being assessed (per MFMA section 7(1))</p> <p>7.4.1.6 - If the municipality is unable to calculate and report on its water and/or energy losses, did the municipality make any progress in terms of its loss calculation/ reporting strategy (works calculating and reporting on both losses)?</p> <p>7.4.1.7 - include the progress made to reduce the municipality's reported water and/or energy losses against its approved energy losses reduction strategy?</p>	<p>Yes</p> <p>NA (Budget is FUDOC)</p> <p>Yes</p> <p>Yes</p> <p>Does not have the function</p> <p>NA (able to calculate both of losses)</p> <p>Yes</p>
7.5	<p>7.5.1 Municipalities with financial recovery plans (FRP) – If the municipality has a FRP as envisaged in the providing local government legislative framework, did the municipality's FRP progress report (during the month being assessed, strictly include the municipality's progress against these components of the FRP (strategic objectives, key performance indicators and compliance with achievement funded budget)?</p> <p>7.5.2 - Municipalities with financial recovery plans (FRP) – Has the municipality's FRP progress report (during the month being assessed) submitted to the relevant Provincial Council?</p> <p>7.5.3 - If progress is slow in terms of strategic T.E.I. 5 (the municipal council and senior management team's active intervention) under the framework supporting the municipality's monthly MFMA section 7(1) reporting and reported on the financial system as per the M202 (BOD format)?</p>	<p>Yes</p> <p>Yes</p> <p>Yes</p>
<p>Signature of PM: Mmam Kgwale</p> <p>Date: 05/03/2021</p>		

B. Municipal Debt Relief Performance across the period of debt relief participation

BULK WATER SUPPLY RECONCILIATION (LEPELLE NORTHERN WATER)								
MONTH	CURRENT INVOICES AMOUNT	REPAYMENT ARRANGEMENT	INTEREST	PAYMENTS ALLOCATION				CUMMULATIVE OUTSTANDING
				PAYMENT	PAYMENT %	PAYMENT DATE	OUTSANDING CURRENT INVOICES	
Opening bal	269 186 062,02			R30 795 325,21		2025/12/22		R238 390 736,81
	R0,00							
July	R14 279 293,63	R14 279 293,63	R2 272 642,74	R14 279 293,63	100,00%	2025/09/10	R0,00	R240 663 379,55
August	R17 840 521,83	R17 840 521,83	R2 042 892,49	R17 840 521,83	100,00%	2025/09/15	R0,00	R242 706 272,04
September	R17 237 687,58	R17 237 687,58	R1 980 684,06	R17 237 687,58	100,00%	2025/10/24	R0,00	R244 686 956,10
October	R15 722 704,28	R15 722 704,28	R2 003 825,64	R15 722 704,28	100,00%	2025/11/18	R0,00	R246 690 781,74
November	R18 230 313,95	R18 230 313,95	R1 922 256,79	R13 075 243,88	71,72%	2025/12/22	R5 155 070,07	R253 768 108,60
December	R18 223 930,53	R18 223 930,53	R1 878 283,05	R13 713 558,16	75,25%	2026/01/30	R4 510 372,37	R260 156 764,02
January	R13 703 942,71	R13 703 942,71	R1 732 903,21	R10 167 946,55	74,20%	2026/02/12	R3 535 996,16	R265 425 663,39
February								
TOTAL	R384 424 456,53	R115 238 394,51	R13 833 487,98	R132 832 281,12			R13 201 438,60	R265 425 663,39

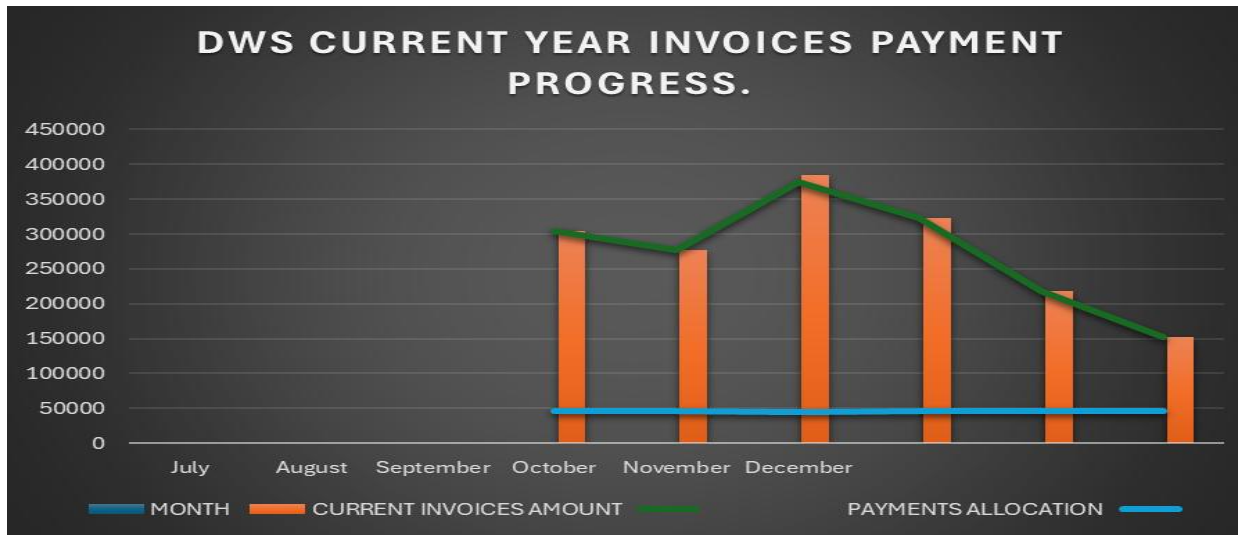
Note: Our technical team went on site for verification, and found problems on the sites. Therefore they did not agree with the invoice amounts and they couldn't sign off on them. Hence we paid only 74,2% of the invoices. The matter has not been resolved as at 28 February 2026



MFMA Section 71 financial reporting – February 2025/2026 financial year

BULK WATER SUPPLY RECONCILIATION (DEPARTMENT OF WATER AND SANITATION)								
MONTH	CURRENT INVOICES AMOUNT	REPAYMENT ARRANGEMENT (100%)	INTEREST	PAYMENTS ALLOCATION				CUMMULATIVE OUTSTANDING
				PAYMENT	PAYMENT %	PAYMENT DATE	OUTSANDING CURRENT INVOICES	
Opening bal								R31 602 527,24
July	R304 177,10	R304 177,10	R0,00	R304 177,10	100,00%	2025/12/12	R0,00	R31 602 527,24
August	R277 479,29	R277 479,29	R0,00	R277 479,29	100,00%	2025/12/12	R0,00	R31 602 527,24
September	R385 097,61	R385 097,61	R0,00	R374 152,60	97,16%	2025/12/09	R10 945,01	R31 613 472,25
October	R322 931,32	R322 931,32	R0,00	R322 931,32	100,00%	2025/12/12	R0,00	R31 613 472,25
November	R218 179,57	R218 179,57	R0,00	R218 179,57	100,00%	2026/01/30	R0,00	R31 613 472,25
December	R152 563,29	R152 563,29	R0,00	R152 563,29	100,00%	2026/02/27	R0,00	R31 613 472,25
January								
February								
TOTAL	R1 660 428,18	R1 660 428,18	R0,00	R1 649 483,17			R10 945,01	R31 613 472,25

NOTE: As 28 February 2026, we have not received January invoices.



C. Maintaining the Water Bulk Current account & Water losses

Water Losses for the Period ending 28 February 2026					
Technical Losses (Kilolitres)	Technical Losses (Rands)	Non-Technical Losses (Kilolitres)	Non-Technical Losses (Rands)	Total Water Losses (Kilolitres)	Total Water Losses (Kilolitres)
1 089 252,28	5 708 599,14	-	-	1 089 252,28	5 708 599,14

10. ABBREVIATIONS

Abbreviation	Description
BAC	Bid Adjudication Committee
BEC	Bid Evaluation Committee
UD	User Department
CS	Corporate Services
CFO	Chief Financial Officer
SCMU	Supply Chain Management Unit
BSC	Bid Specification Committee
CK	Company Registration
MFMA	Municipal Finance Management Act
SCMP	Supply Chain Management Policy
S.D.M	Sekhukhune District Municipality
NT	National Treasury
BO	Buy Order
RF	Requisition Form
BF	Bid File
CIDB	Construction Industry Development Board
SP	Service Provider
MM/AC	Municipal Manager/Accounting Officer
BCM	Bid Committee Member
TCC	Tax Clearance Certificate